

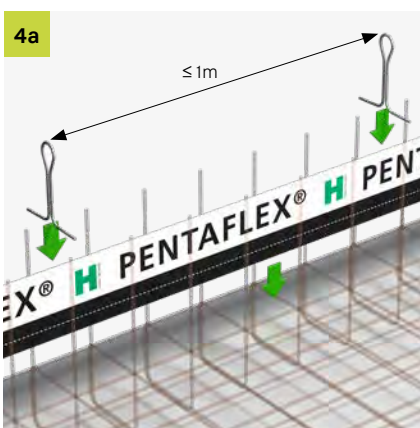

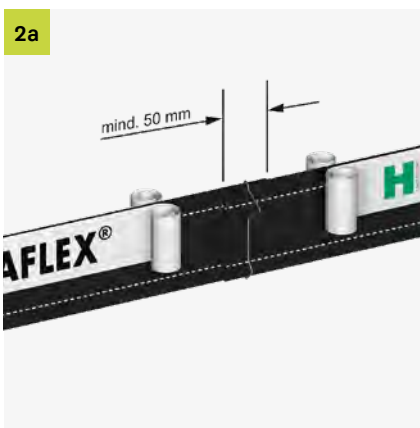
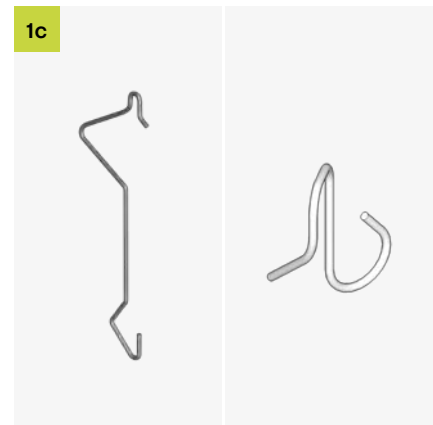
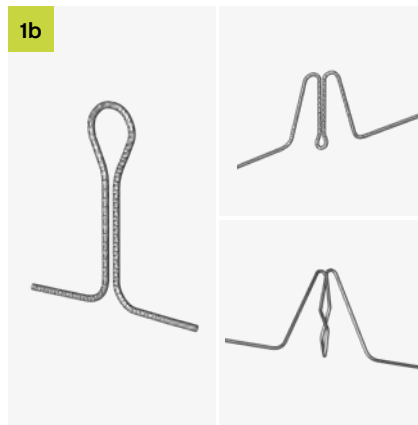


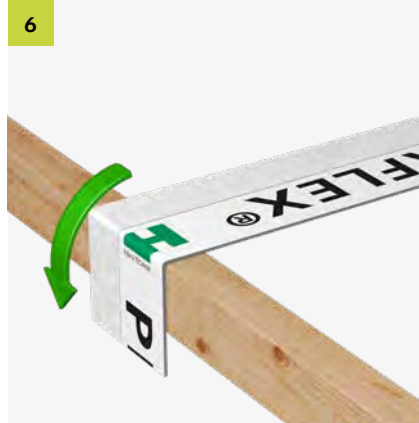





PENTAFLEX KB[®]

Einbauanleitung/Installation Instructions





 T +49 7742 9215-300
 F +49 7742 9215-319
technik-hbau@pohlcon.com

PohlCon GmbH
 Nobelstraße 51
 12057 Berlin

www.pohlcon.com

Alle Rechte vorbehalten. Nachdruck sowie jegliche elektronische Vervielfältigung nur mit unserer schriftlichen Genehmigung. Irrtümer und technische Änderungen vorbehalten. Eine Haftung des Herausgebers, gleich aus welchem Rechtsgrund, ist ausgeschlossen. Mit Erscheinen dieses Dokumentes verlieren alle bisherigen Exemplare ihre Gültigkeit. All rights reserved. This document may not be reprinted or electronically reproduced without our prior written permission. Content subject to technical change without notice. Errors and omissions excepted. The publisher shall assume no liability, irrespective of the legal grounds for this. This document supersedes all previous documentation.

© PohlCon | PC-LIT-MA-PENTAFLEX-KB-DE-EN | 07-2018 | 2. v. | 06-2023