

# ORDER FORM

## KUNEX<sup>®</sup> welded construction

BK02

Rev.05 vom: 2023-03-13

Customer:	Project:
Com.:	Element:

### Joint tape requirements

- DIN 18541 BV (bitumen-compatible)
- DIN 18541 NB (non bitumen compatible)
- factory standard NB (according to abP, non bitumen compatible)

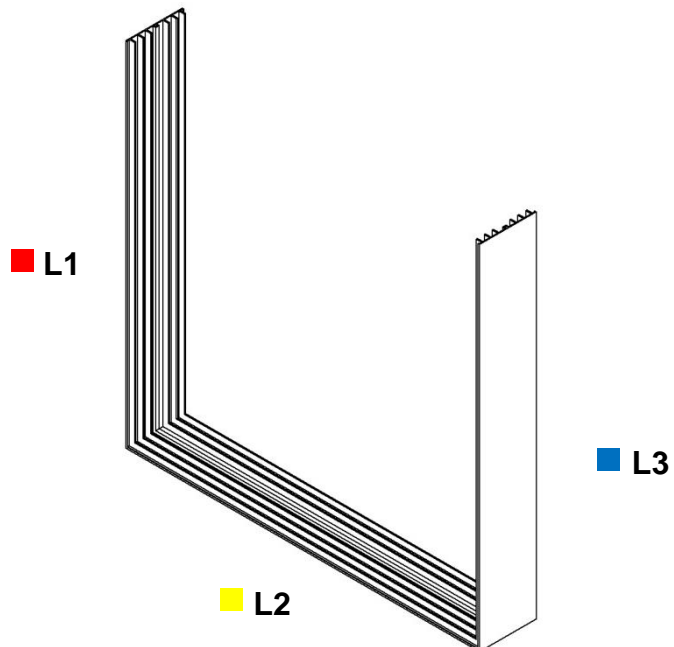
### Dimensions

- L1 = \_\_\_\_\_ mm
- End specification:**
- locked
  - closed
  - none

- L2 = \_\_\_\_\_ mm
- L3 = \_\_\_\_\_ mm
- End specification:**
- locked
  - closed
  - none

### Number

\_\_\_\_\_ pieces

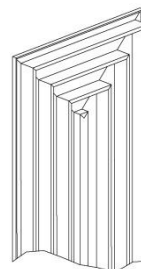


Manufacturing tolerances according to  
DIN 16941 and DIN 18020 table 1:


Length ≤ 3000mm = ± 15mm  
Length 3000mm – 6000mm = ± 20mm  
Length > 6000mm = ± 30mm

Note:  
Dimensional deviations of up to 3% are possible due to  
external influences such as temperature and storage  
conditions.

*locked*  
(illustration exemplary)



*closed*  
(illustration exemplary)



**Please select joint tape profile on page 2**


To be completed by  
H-BAU Technik (S.-no.)

---

# ORDER FORM

**KUNEX®** welded construction

**BK02**



**Joint tape section L1** ■

A240  
A320  
A500\*\*

AA240/20  
AA240/25  
AA240/35  
AA320/20\*\*\*  
AA320/25  
AA320/35  
AA500/35

D240  
D320  
D500

DA240/20  
DA240/35  
DA320/20\*\*\*  
DA320/25  
DA320/35  
DA500/35\*\*

**Joint tape section L2** ■

A240  
A320  
A500\*\*

AA240/20  
AA240/25  
AA240/35  
AA320/20\*\*\*  
AA320/25  
AA320/35  
AA500/35

D240  
D320  
D500

DA240/20  
DA240/35  
DA320/20\*\*\*  
DA320/25  
DA320/35  
DA500/35\*\*

**Joint tape section L3** ■

A240  
A320  
A500\*\*

AA240/20  
AA240/25  
AA240/35  
AA320/20\*  
AA320/25  
AA320/35  
AA500/35

D240  
D320  
D500

DA240/20  
DA240/35  
DA320/20\*\*\*  
DA320/25  
DA320/35  
DA500/35\*\*

\* as DIN BV only

\*\* only available upon request as A500 DIN BV

\*\*\* only as factory norm-joint tape (NB), not DIN BV

Released by: \_\_\_\_\_

date: \_\_\_\_\_