



## KHU 40

Konsolhalter, 40x30 mm

Konsolhalter, U-Profil 40x30x2 mm, durchgängig dreiseitig gelocht.

Durch den Einsatz des Stützstücks lassen sich höhere Traglasten realisieren.

galvanisch verzinkt gemäß DIN EN ISO 19598 / DIN EN ISO 2081

Artikel	H	B	L	G
KHU 40-30GV	30 mm	40 mm	3000 mm	3,37 kg

Sendzimir-feuerverzinkt, nach DIN EN 10346

Artikel	H	B	L	G
KHU 40-02S	30 mm	40 mm	200 mm	0,22 kg
KHU 40-03S	30 mm	40 mm	300 mm	0,34 kg
KHU 40-04S	30 mm	40 mm	400 mm	0,45 kg
KHU 40-05S	30 mm	40 mm	500 mm	0,56 kg
KHU 40-06S	30 mm	40 mm	600 mm	0,67 kg
KHU 40-07S	30 mm	40 mm	700 mm	0,79 kg
KHU 40-08S	30 mm	40 mm	800 mm	0,90 kg
KHU 40-09S	30 mm	40 mm	900 mm	1,01 kg
KHU 40-10S	30 mm	40 mm	1000 mm	1,12 kg
KHU 40-11S	30 mm	40 mm	1100 mm	1,23 kg
KHU 40-12S	30 mm	40 mm	1200 mm	1,35 kg
KHU 40-13S	30 mm	40 mm	1300 mm	1,55 kg
KHU 40-14S	30 mm	40 mm	1400 mm	1,60 kg
KHU 40-15S	30 mm	40 mm	1500 mm	1,70 kg
KHU 40-30S	30 mm	40 mm	3000 mm	3,40 kg

Seite.1



Artikel	H	B	L	G
KHU 40-60S	30 mm	40 mm	6000 mm	6,73 kg

## Tauchfeuerverzinkt, nach DIN EN ISO 1461

Artikel	H	B	L	G
KHU 40-02F	30 mm	40 mm	200 mm	0,24 kg
KHU 40-03F	30 mm	40 mm	300 mm	0,36 kg
KHU 40-04F	30 mm	40 mm	400 mm	0,48 kg
KHU 40-05F	30 mm	40 mm	500 mm	0,60 kg
KHU 40-06F	30 mm	40 mm	600 mm	0,72 kg
KHU 40-07F	30 mm	40 mm	700 mm	0,84 kg
KHU 40-08F	30 mm	40 mm	800 mm	0,96 kg
KHU 40-09F	30 mm	40 mm	900 mm	1,10 kg
KHU 40-10F	30 mm	40 mm	1000 mm	1,20 kg
KHU 40-11F	30 mm	40 mm	1100 mm	1,32 kg
KHU 40-12F	30 mm	40 mm	1200 mm	1,44 kg
KHU 40-13F	30 mm	40 mm	1300 mm	1,60 kg
KHU 40-14F	30 mm	40 mm	1400 mm	1,70 kg
KHU 40-15F	30 mm	40 mm	1500 mm	1,80 kg
KHU 40-30F	30 mm	40 mm	3000 mm	3,60 kg
KHU 40-60F	30 mm	40 mm	6000 mm	7,20 kg

## Edelstahl, Werkstoff Nr. 1.4301 (V2A)

Artikel	H	B	L	G
KHU 40-02E	30 mm	40 mm	200 mm	0,23 kg
KHU 40-03E	30 mm	40 mm	300 mm	0,34 kg
KHU 40-04E	30 mm	40 mm	400 mm	0,45 kg
KHU 40-05E	30 mm	40 mm	500 mm	0,57 kg
KHU 40-06E	30 mm	40 mm	600 mm	0,68 kg
KHU 40-07E	30 mm	40 mm	700 mm	0,79 kg
KHU 40-08E	30 mm	40 mm	800 mm	0,90 kg

Seite 2



Artikel	H	B	L	G
KHU 40-09E	30 mm	40 mm	900 mm	1,02 kg
KHU 40-10E	30 mm	40 mm	1000 mm	1,13 kg
KHU 40-11E	30 mm	40 mm	1100 mm	1,24 kg
KHU 40-12E	30 mm	40 mm	1200 mm	1,36 kg
KHU 40-13E	30 mm	40 mm	1300 mm	1,47 kg
KHU 40-14E	30 mm	40 mm	1400 mm	1,60 kg
KHU 40-15E	30 mm	40 mm	1500 mm	1,70 kg
KHU 40-30E	30 mm	40 mm	3000 mm	3,40 kg
KHU 40-60E	30 mm	40 mm	6000 mm	6,80 kg

## Edelstahl, Werkstoff Nr. 1.4571/1.4404 (V4A)

Artikel	H	B	L	G
KHU 40-02E4	30 mm	40 mm	200 mm	0,23 kg
KHU 40-03E4	30 mm	40 mm	300 mm	0,34 kg
KHU 40-04E4	30 mm	40 mm	400 mm	0,46 kg
KHU 40-05E4	30 mm	40 mm	500 mm	0,57 kg
KHU 40-06E4	30 mm	40 mm	600 mm	0,69 kg
KHU 40-07E4	30 mm	40 mm	700 mm	0,80 kg
KHU 40-08E4	30 mm	40 mm	800 mm	0,92 kg
KHU 40-09E4	30 mm	40 mm	900 mm	1,03 kg
KHU 40-10E4	30 mm	40 mm	1000 mm	1,14 kg
KHU 40-11E4	30 mm	40 mm	1100 mm	1,26 kg
KHU 40-12E4	30 mm	40 mm	1200 mm	1,40 kg
KHU 40-13E4	30 mm	40 mm	1300 mm	1,50 kg
KHU 40-14E4	30 mm	40 mm	1400 mm	1,60 kg
KHU 40-15E4	30 mm	40 mm	1500 mm	1,72 kg
KHU 40-30E4	30 mm	40 mm	3000 mm	3,43 kg
KHU 40-60E4	30 mm	40 mm	6000 mm	6,90 kg

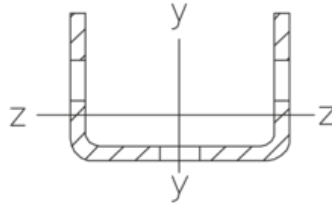
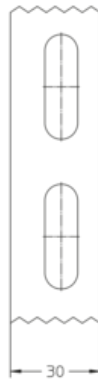
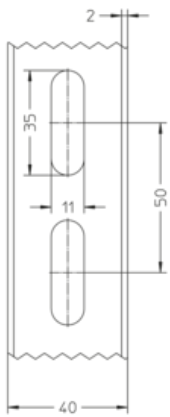
**H:** Höhe  
**B:** Breite  
**L:** Länge

Seite 3

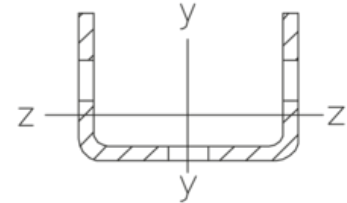


G: Gewicht

DETAILS / ANWENDUNGEN



$$\begin{aligned}
 A &= 1.22 \text{ cm}^2 \\
 W_y &= 1.69 \text{ cm}^3 \\
 W_z &= 0.70 \text{ cm}^3 \\
 I_y &= 3.37 \text{ cm}^4 \\
 I_z &= 1.42 \text{ cm}^4
 \end{aligned}$$



$$\begin{aligned}
 A &= 1.22 \text{ cm}^2 \\
 W_y &= 1.69 \text{ cm}^3 \\
 W_z &= 0.70 \text{ cm}^3 \\
 I_y &= 3.37 \text{ cm}^4 \\
 I_z &= 1.42 \text{ cm}^4
 \end{aligned}$$

OPTIONALES ZUBEHÖR

KDU 40, BGU 40, KWF, KW, KHUV 40, KHUSS 40, SU 40, BGUD, BGUDW

