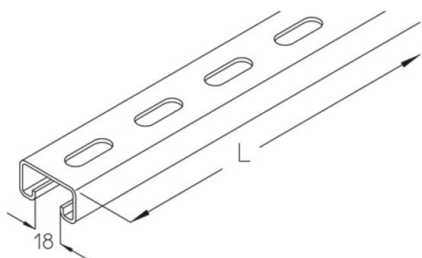


KHA 8

Profilschiene 40x22 mm, gelocht

Profilschiene 40x22x2,00 mm, mit fortlaufender Lochung 11x30, Schlitzweite 18 mm



galvanisch verzinkt gemäß DIN EN ISO 19598 / DIN EN ISO 2081

Artikel	H	B	L	t	G
KHA 8-03GV	22 mm	40 mm	300 mm	2,00 mm	0,43 kg
KHA 8-06GV	22 mm	40 mm	600 mm	2,00 mm	0,87 kg
KHA 8-30GV	22 mm	40 mm	3000 mm	2,00 mm	4,33 kg

Tauchfeuerverzinkt, nach DIN EN ISO 1461

Artikel	H	B	L	t	G
KHA 8-01F	22 mm	40 mm	100 mm	2,00 mm	0,14 kg
KHA 8-02F	22 mm	40 mm	200 mm	2,00 mm	0,30 kg
KHA 8-03F	22 mm	40 mm	300 mm	2,00 mm	0,46 kg
KHA 8-04F	22 mm	40 mm	400 mm	2,00 mm	0,60 kg
KHA 8-05F	22 mm	40 mm	500 mm	2,00 mm	0,76 kg
KHA 8-06F	22 mm	40 mm	600 mm	2,00 mm	0,90 kg
KHA 8-07F	22 mm	40 mm	700 mm	2,00 mm	1,06 kg
KHA 8-08F	22 mm	40 mm	800 mm	2,00 mm	1,20 kg
KHA 8-09F	22 mm	40 mm	900 mm	2,00 mm	1,31 kg
KHA 8-10F	22 mm	40 mm	1000 mm	2,00 mm	1,53 kg
KHA 8-11F	22 mm	40 mm	1100 mm	2,00 mm	1,69 kg
KHA 8-12F	22 mm	40 mm	1200 mm	2,00 mm	1,85 kg
KHA 8-13F	22 mm	40 mm	1300 mm	2,00 mm	1,94 kg

Seite 1



Artikel	H	B	L	t	G
KHA 8-14F	22 mm	40 mm	1400 mm	2,00 mm	2,13 kg
KHA 8-15F	22 mm	40 mm	1500 mm	2,00 mm	2,31 kg
KHA 8-20F	22 mm	40 mm	2000 mm	2,00 mm	3,10 kg
KHA 8-30F	22 mm	40 mm	3000 mm	2,00 mm	4,40 kg
KHA 8-60F	22 mm	40 mm	6000 mm	2,00 mm	8,80 kg

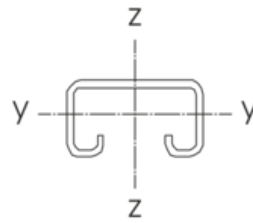
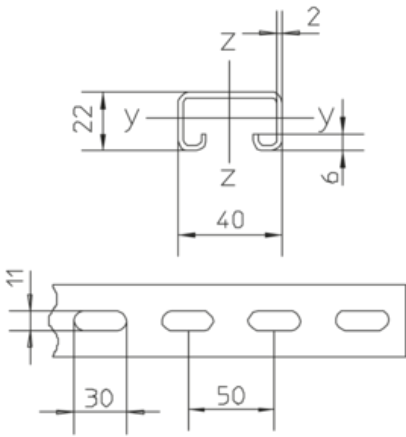
Edelstahl, Werkstoff Nr. 1.4571/1.4404 (V4A)

Artikel	H	B	L	t	G
KHA 8-02E4	22 mm	40 mm	200 mm	2,00 mm	0,30 kg
KHA 8-03E4	22 mm	40 mm	300 mm	2,00 mm	0,45 kg
KHA 8-04E4	22 mm	40 mm	400 mm	2,00 mm	0,60 kg
KHA 8-05E4	22 mm	40 mm	500 mm	2,00 mm	0,75 kg
KHA 8-06E4	22 mm	40 mm	600 mm	2,00 mm	0,90 kg
KHA 8-07E4	22 mm	40 mm	700 mm	2,00 mm	1,05 kg
KHA 8-08E4	22 mm	40 mm	800 mm	2,00 mm	1,20 kg
KHA 8-09E4	22 mm	40 mm	900 mm	2,00 mm	1,34 kg
KHA 8-10E4	22 mm	40 mm	1000 mm	2,00 mm	1,50 kg
KHA 8-11E4	22 mm	40 mm	1100 mm	2,00 mm	1,64 kg
KHA 8-12E4	22 mm	40 mm	1200 mm	2,00 mm	1,79 kg

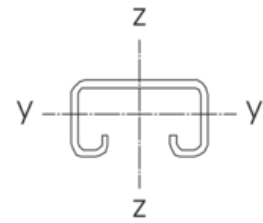
H: Höhe
B: Breite
L: Länge
t: Materialstärke
G: Gewicht

DETAILS / ANWENDUNGEN





$$\begin{aligned}
 W_y &= 1.05 \text{ cm}^3 \\
 W_z &= 2.24 \text{ cm}^3 \\
 I_y &= 1.18 \text{ cm}^4 \\
 I_z &= 4.48 \text{ cm}^4
 \end{aligned}$$



$$\begin{aligned}
 W_y &= 1.05 \text{ cm}^3 \\
 W_z &= 2.24 \text{ cm}^3 \\
 I_y &= 1.18 \text{ cm}^4 \\
 I_z &= 4.48 \text{ cm}^4
 \end{aligned}$$

OPTIONALES ZUBEHÖR

SA 1, SAI 21, HS18, AM18, AMF18, ASK 8

