

Price list 2022

Valid from 1st March 2022



Your integrated solution. From a single source.



Bundled product variety- broad expertise - over 200 years of experience in application



PUK

Our brand for cable management and underfloor systems, as well as reliable wireless charging protection to equip buildings more efficiently and securely.



JORDAHL

Well known as the inventor of the anchor channel and for reliable reinforcement, fastening, and connection solutions in innovative architecture.



H-BAU Technik

The brand stands for solutions in the categories sealing, thermal insulation, formwork, sound insulation and reinforcement for a wide variety of applications.

Product Categories

At a glance

Fastening Technology

Page 5

Fastening Technology

Reinforcement Technology

Page 39

Reinforcement Technology

Connector Technology

Page 45

Connector Technology

Facade Connection Systems

Page 49

Facade Connection Systems

Mounting Technology

Page 61

Mounting Technology

Sound Insulation

Page 69

Sound Insulation

Fastening Technology

JORDAHL® Anchor Channels

| | |
|---|----|
| Anchor Channels JTA W, JTA K | 6 |
| Toothed Anchor Channels JXA W | 10 |
| Toothed Anchor Channels JXA-PC W | 11 |
| Toothed Anchor Channels JZA K | 12 |
| Loop Channels JSA K | 12 |
| Curved Anchor Channels JTA, JXA | 13 |
| Handrail Connection Channels JGB | 14 |
| Facade Connection Channels JTA-RT, JTA-RF | 15 |
| Pricing Standard and Special Cut Channel Lengths | 16 |
| Channels for Self-Drilling Screws JTB | 17 |

JORDAHL® T-Bolts for Channels

| | |
|--|----|
| Determining the Required T-Bolt Length | 18 |
| Hook-Head T-Bolts JA, JB, JC | 18 |
| Hammer-Head T-Bolts JH, JD, JG | 21 |
| Breaking Point T-Bolts JB-SB, JH-SB | 23 |
| Toothed T-Bolts JXE, JXB, JXH, JXD, JZS | 23 |
| Double-Notch Toothed T-Bolts JKB, JKC | 25 |

JORDAHL® Accessories for Channels

| | |
|--|----|
| Hooked-Head Sliding Nuts JGM (Forged) | 26 |
| Hammer-Head Sliding Nuts JGM (Flat Steel) | 26 |
| Channel Nuts JAM | 26 |
| Notch Toothed Shims JKZS | 27 |
| Hexagon Nuts (DIN EN ISO 4032) | 27 |
| Washers (DIN EN ISO 7089, 7093-1) | 27 |
| Spring Washers (DIN 127) | 27 |
| Hexagonal Coupling Sleeves VMSK | 27 |
| Coupling Sleeves Round VM | 28 |
| Flange Nuts SKF | 28 |
| Installation Cone JIC | 28 |
| Horseshoe Shims JVS | 28 |
| Square Shims JVL | 28 |
| End Anchors JE for Anchor Channels | 28 |
| Clamping Plates KPA | 28 |
| Clamping Plates (DIN 3568) KP | 29 |
| Clamping Claw SPKU with Washer | 29 |

| | |
|--|----|
| Channel Brackets JKO | 29 |
| Edge Protection Angles JKW | 30 |
| Turnbuckle Connections JSV | 30 |
| Turnbuckles SP | 31 |
| Eyelet Sockets ÖM | 31 |
| Ring Nuts (DIN 582) RM | 31 |
| Threaded Rods GS | 31 |
| Pressure Bolts JDS | 31 |
| Brick Tie Anchors JMA, -D, -Q, -QE | 32 |
| Nail Anchors JNA | 33 |
| Sliding Sleeves JMA-G | 33 |
| Channels for Brick Ties | 33 |
| Toothed Straps JVB-N, -V, -Z, -ZS | 34 |
| Tilt Restraint Straps JVB-WRL, -WLL | 35 |
| Scaffold Shoes JG | 36 |

JORDAHL® Anchor Channels JTA W, JTA K

ETA (European Technical Approval ETA-09/0338)

| Profile | JTA W 72/48-CE | | JTA K 72/48-CE | | JTA W 55/42-CE | | | | |
|--|-------------------|------------------|----------------|-------------------|------------------|----------|-------------------|------------------|----|
| Suitable T-bolts | JA M20–M30 | | JA M20–M30 | | JB M16–M24 | | | | |
| Round Anchor | | | | | | | | | |
| I-Anchor | | | | | | | | | |
| Channel Length ²⁾ in mm | Number of Anchors | Price in €/Piece | | Number of Anchors | Price in €/Piece | | Number of Anchors | Price in €/Piece | |
| | | Material | | | Material | | | Material | |
| | | hdg | A4 | | hdg | A4 | | hdg | A4 |
| 150 | 2 | 48.75 | 145.95 | 2 | 47.20 | 106.90 | 2 | 32.65 | |
| 200 | 2 | 52.55 | 174.60 | 2 | 50.90 | 121.50 | 2 | 35.90 | |
| 250 | 2 | 56.25 | 203.20 | 2 | 54.50 | 136.05 | 2 | 39.10 | |
| 300 | 2 | 60.15 | 231.75 | 2 | 58.20 | 150.65 | 2 | 42.30 | |
| 350 | 2 | 63.95 | 260.40 | 2 | 61.90 | 165.15 | 2 | 43.05 | |
| 400 | 3 | 81.25 | 316.05 | 3 | 78.65 | 208.20 | 3 | 57.45 | |
| 550 | 3 | 91.35 | 401.85 | 3 | 88.35 | 251.85 | 3 | 66.25 | |
| 800 | 4 | 125.05 | 570.30 | 4 | 121.00 | 351.45 | 4 | 91.60 | |
| 1,050 | 5 | 184.00 | 733.90 | 5 | 178.00 | 445.90 | 5 | 111.60 | |
| 3,000 | 11 | 447.95 | 2,047.20 | 11 | 433.30 | 1,194.65 | 11 | 282.25 | |
| 6,000 | 21 | 853.20 | 3,899.40 | 21 | 825.30 | 2,275.50 | 21 | 537.60 | |
| Specification/lin. m¹⁾ | 3.5/m | 142.20 | 649.90 | 3.5/m | 137.55 | 379.25 | 3.5/m | 89.60 | |
| Weight in kg/m¹⁾ | 9.80 | | | 9.05 | | | 7.70 | | |
| Standard Cut Length Surcharge | | 10% | 10% | | 10% | 10% | | 10% | |

¹⁾ calculated on the basis of the 6,000 mm channel length.

²⁾ Tolerance +/- 5 mm for channel length < 6,000 mm.

Further Information:

- All prices incl. foam filling and nail holes
- Stock length = 6,000 mm (-0/+50 mm)
- Channel overhang to end anchors 25 – 35 mm
- Cut Lengths: 1,050 mm < L < 6,000 mm
- Calculation example for standard and special cut lengths: see page 16
- Special lengths are subject to a 20 % surcharge due to increased production costs

Anchor Type:

- Round anchor = standard version
- I-anchor = delivery subject to confirmation
- Weight per metre based on mill finish
(for galvanised profiles: weight per metre + 10 %;
for stainless steel profiles: weight per metre + 2 %)



See pages 18 – 36 for suitable T-bolts and accessories.

| Profile | JTA W 53/34-CE | | JTA K 53/34-CE | | JTA W 50+CE | | JTA W 50/30-CE | | | | | |
|--|--------------------------|----------------------------------|----------------|--------------------------|----------------------------------|----------|--------------------------|----------------------------------|----------|--------------------------|----------------------------------|----------|
| Suitable T-bolts | JB M10-M20 | | JB M10-M20 | | JB M10-M20 | | JB M10-M20 | | | | | |
| Round Anchor | | | | | | | | | | | | |
| I-Anchor | | | | | | | | | | | | |
| Channel Length²⁾ in mm | Number of Anchors | Price in €/Piece Material | | Number of Anchors | Price in €/Piece Material | | Number of Anchors | Price in €/Piece Material | | Number of Anchors | Price in €/Piece Material | |
| | | hdg | A4 | | hdg | A4 | | hdg | A4 | | hdg | A4 |
| 150 | 2 | 24.10 | 74.90 | 2 | 23.75 | 67.25 | 2 | 21.35 | 72.60 | 2 | 16.10 | 55.95 |
| 200 | 2 | 28.50 | 91.65 | 2 | 27.25 | 78.95 | 2 | 25.05 | 77.90 | 2 | 18.95 | 67.45 |
| 250 | 2 | 33.00 | 108.10 | 2 | 30.75 | 90.55 | 2 | 28.75 | 83.20 | 2 | 21.65 | 78.95 |
| 300 | 2 | 37.50 | 124.70 | 2 | 34.30 | 102.20 | 2 | 32.50 | 104.65 | 2 | 24.45 | 90.55 |
| 300 | 3 | 42.60 | - | 3 | 40.70 | - | 3 | - | - | 3 | 28.20 | 101.05 |
| 350 | 3 | 44.40 | 153.80 | 3 | 41.05 | 129.75 | 3 | 39.15 | 116.20 | 3 | 29.45 | 112.55 |
| 400 | 3 | 48.50 | 170.30 | 3 | 44.20 | 141.30 | 3 | 42.55 | 127.95 | 3 | 32.00 | 124.05 |
| 550 | 3 | 60.30 | 219.95 | 3 | 53.50 | 176.30 | 3 | 52.95 | 180.00 | 3 | 39.80 | 158.65 |
| 800 | 4 | 86.80 | 315.15 | 4 | 75.55 | 250.30 | 4 | 75.05 | 232.75 | 4 | 56.40 | 226.75 |
| 1,050 | 5 | 134.15 | 410.30 | 5 | 117.80 | 324.40 | 5 | 96.80 | 302.10 | 5 | 72.85 | 294.90 |
| 3,000 | 13 | 286.80 | 1,142.05 | 13 | 285.10 | 788.15 | 13 | 240.65 | 860.75 | 13 | 177.20 | 810.65 |
| 6,000 | 25 | 546.30 | 2,175.30 | 25 | 543.00 | 1,501.20 | 25 | 458.40 | 1,639.50 | 25 | 337.50 | 1,544.10 |
| Specification/lin. m¹⁾ | 4/m | 91.05 | 362.55 | 4/m | 90.50 | 250.20 | 4/m | 76.40 | 273.25 | 4/m | 56.25 | 257.35 |
| Weight in kg/m¹⁾ | 5.60 | | | 5.10 | | | 3.45 | | | 3.45 | | |
| Standard Cut Length Surcharge | | 10% | 10% | | 10% | 10% | | 10% | 10% | | 10% | 10% |

¹⁾ calculated on the basis of the 6,000 mm channel length.
²⁾ Tolerance +/- 5 mm for channel length < 6,000 mm.

Material and Design

- hdg = hot-dip galvanised 1.0038 /1.0044
- A4 = stainless steel 1.4401/1.4404/1.4571
- W = hot-rolled
- K = cold-formed

Ordering Example Anchor Channels Short Pieces

| Type | Profile Size | Channel Length | Anchor | Material | ETA Compliant |
|------|--------------|----------------|--------|----------|---------------|
| JTA | W 50/30 | - 250 | - 2A | - hdg | - CE |

JORDAHL® Anchor Channels JTA W, JTA K

ETA (European Technical Approval ETA-09/0338)

| Profile | JTA K 50/30-CE | | JTA W 40+CE ¹⁾ | | JTA W 40/22-CE ¹⁾ | | | | |
|--|-------------------|------------------|---------------------------|-------------------|------------------------------|----------|-------------------|------------------|----------|
| Suitable T-bolts | JB M10-M20 | | JC M10-M16 | | JC M10-M16 | | | | |
| Round Anchor | | | | | | | | | |
| I-Anchor | | | | | | | | | |
| Channel Length ²⁾ in mm | Number of Anchors | Price in €/Piece | | Number of Anchors | Price in €/Piece | | Number of Anchors | Price in €/Piece | |
| | | Material | | | Material | | | Material | |
| | | hdg | A4 | | hdg | A4 | | hdg | A4 |
| 150 | 2 | 14.45 | 38.70 | 2 | 13.35 | 62.60 | 2 | 12.10 | 37.80 |
| 200 | 2 | 16.45 | 45.10 | 2 | 15.40 | 68.75 | 2 | 12.40 | 46.30 |
| 250 | 2 | 18.30 | 51.35 | 2 | 17.40 | 76.15 | 2 | 14.60 | 54.80 |
| 250 | 3 | 21.40 | 57.10 | 3 | - | - | 3 | 18.15 | 59.25 |
| 300 | 2 | 20.30 | 57.75 | 2 | 19.40 | 80.10 | 2 | 16.70 | 60.85 |
| 300 | 3 | 23.40 | 63.20 | 3 | - | - | 3 | 19.95 | 68.75 |
| 350 | 3 | 25.60 | 73.70 | 3 | 23.75 | 110.75 | 3 | 20.45 | 74.05 |
| 400 | 3 | 29.65 | 80.15 | 3 | 25.65 | 122.85 | 3 | 22.45 | 82.50 |
| 550 | 3 | 31.75 | 99.10 | 3 | 31.35 | 140.50 | 3 | 31.05 | 109.30 |
| 800 | 4 | 44.50 | 140.40 | 4 | 44.15 | 180.75 | 4 | 39.20 | 160.10 |
| 1,050 | 5 | 58.75 | 181.70 | 5 | 57.20 | 252.35 | 5 | 49.10 | 208.65 |
| 3,000 | 13 | 150.40 | 515.50 | 13 | 143.15 | 678.35 | 13 | 126.15 | 577.40 |
| 6,000 | 25 | 286.50 | 981.90 | 25 | 272.70 | 1,292.10 | 25 | 240.30 | 1,099.80 |
| Specification/lin. m²⁾ | 4/m | 47.75 | 163.65 | 4/m | 45.45 | 215.35 | 4/m | 40.05 | 183.30 |
| Weight in kg/m²⁾ | 3.25 | | | 2.30 | | | 2.30 | | |
| Standard Cut Length Surcharge | | 10% | 10% | | 10% | 10% | | 10% | 10% |

¹⁾ Hot-dip galvanised version also available with shortened anchors (installation height of JTA W 40/22 and JTA K 40/25 is approx. 60 mm; not part of the European Technical Approval). Price on request.

²⁾ calculated on the basis of the 6,000 mm channel length.

³⁾ Tolerance +/- 5 mm for channel length < 6,000 mm.

Further Information:

- All prices incl. foam filling and nail holes
- Stock length = 6,000 mm (-0/+50 mm)
- Channel overhang to end anchors 25 - 35 mm
- Cut Lengths: 1,050 mm < L < 6,000 mm
- Calculation example for standard and special cut lengths: see page 16
- Special lengths are subject to a 20 % surcharge due to increased production costs

Anchor Type:

- Round anchor = standard version
- I-anchor = delivery subject to confirmation
- Weight per metre based on mill finish (for galvanised profiles: weight per metre + 10 %; for stainless steel profiles: weight per metre + 2 %)



See pages 18 – 36 for suitable T-bolts and accessories.

| Profile | JTA K 40/25-CE ¹⁾ | | JTA K 38/17-CE ¹⁾ | | JTA K 28/15-CE | | | | |
|--|------------------------------|------------------|------------------------------|-------------------|------------------|--------|-------------------|------------------|--------|
| Suitable T-bolts | JC M10-M16 | | JH M10-M16 | | JD M6-M12 | | | | |
| Round Anchor | | | | | | | | | |
| I-Anchor | | | | | | | | | |
| Channel Length ³⁾ in mm | Number of Anchors | Price in €/Piece | | Number of Anchors | Price in €/Piece | | Number of Anchors | Price in €/Piece | |
| | | Material | | | Material | | | Material | |
| | | hdg | A4 | | hdg | A4 | | hdg | A4 |
| 100 | - | - | - | 2 | 8.00 | 23.45 | 2 | 7.25 | 18.85 |
| 150 | 2 | 11.20 | 33.90 | 2 | 9.25 | 28.60 | 2 | 8.25 | 23.00 |
| 200 | 2 | 11.60 | 39.40 | 2 | 10.60 | 33.65 | 2 | 9.00 | 27.10 |
| 250 | 2 | 13.15 | 44.90 | 2 | 12.30 | 38.80 | 2 | 9.30 | 31.20 |
| 250 | 3 | 16.15 | 48.95 | - | - | - | - | - | - |
| 300 | 2 | 13.30 | 50.55 | - | - | - | - | - | - |
| 300 | 3 | 16.65 | 55.45 | 3 | 16.95 | 51.50 | 3 | 12.80 | 43.55 |
| 350 | 3 | 17.10 | 57.40 | 3 | 17.10 | 56.65 | 3 | 13.00 | 47.70 |
| 400 | 3 | 18.45 | 69.95 | 3 | 17.65 | 64.15 | 3 | 13.95 | 51.80 |
| 550 | 3 | 22.50 | 86.45 | 4 | 22.95 | 87.10 | 4 | 16.90 | 70.35 |
| 800 | 4 | 35.35 | 119.15 | 5 | 38.95 | 117.90 | 5 | 23.80 | 104.05 |
| 1,050 | 5 | 45.50 | 151.80 | 6 | 41.35 | 153.55 | 6 | 32.75 | 117.35 |
| 3,000 | 13 | 110.40 | 415.95 | 16 | 91.50 | 354.85 | 16 | 68.50 | 235.00 |
| 6,000 | 25 | 210.30 | 792.30 | 31 | 174.30 | 675.90 | 31 | 130.50 | 447.60 |
| Specification/lin. m²⁾ | 4/m | 35.05 | 132.05 | 4/m | 29.05 | 112.65 | 4/m | 21.75 | 74.60 |
| Weight in kg/m²⁾ | 2.25 | | | 2.25 | | | 2.25 | | |
| Standard Cut Length Surcharge | | 10% | 10% | | 10% | 10% | | 10% | 10% |

¹⁾ Hot-dip galvanised version also available with shortened anchors (installation height of JTA W 40/22 and JTA K 40/25 is approx. 60 mm; installation height of JTA K 38/17 is approx. 55 mm; not part of the European Technical Approval). Price on request.
²⁾ calculated on the basis of the 6,000 mm channel length.
³⁾ Tolerance +/- 5 mm for channel length < 6,000 mm.

Material and Design

- hdg = hot-dip galvanised 1.0038 /1.0044
- A4 = stainless steel 1.4401/1.4404/1.4571
- W = hot-rolled
- K = cold-formed

Ordering Example Anchor Channels Short Pieces

| Type | Profile Size | Channel Length | Anchor | Material | ETA Compliant |
|------|--------------|----------------|--------|----------|---------------|
| JTA | K 38/17 | - 300 | - 3A | - hdg | - CE |

JORDAHL® Toothed Anchor Channels JXA W

ETA (European Technical Approval ETA-09/0338)

| Profile | JXA W 64/44 | | JXA W 53/34 | | JXA W 38/23 | | JXA W 29/20 | | | |
|------------------------------------|-------------------|-------------------------------------|-------------------|-------------------------------------|-------------|-------------------|-------------------------------------|----------|-------------------|-------------------------------------|
| Suitable T-bolts | JXE M20-M24 | | JXB M16-M20 | | JXH M12-M16 | | JXD M12 | | | |
| | | | | | | | | | | |
| Channel Length ²⁾ in mm | Number of Anchors | Price in €/Piece Material hdg | Number of Anchors | Price in €/Piece Material hdg | A4 | Number of Anchors | Price in €/Piece Material hdg | A4 | Number of Anchors | Price in €/Piece Material hdg |
| 150 | 2 | 70.70 | 2 | 37.90 | 147.95 | 2 | 16.70 | 57.80 | 2 | 12.15 |
| 200 | 2 | 78.90 | 2 | 41.40 | 171.95 | 2 | 19.65 | 69.25 | 2 | 14.80 |
| 250 | 2 | 87.20 | 2 | 44.95 | 195.85 | 2 | 22.55 | 80.45 | 2 | 16.90 |
| 300 | 2 | 95.35 | 2 | 48.45 | 219.90 | 2 | 25.45 | 91.85 | 3 | 21.65 |
| 350 | 3 | 120.30 | 3 | 63.35 | 281.05 | 3 | 30.80 | 114.70 | 3 | 23.35 |
| 400 | 3 | 128.00 | 3 | 66.70 | 305.00 | 3 | 33.60 | 126.10 | 3 | 25.40 |
| 550 | 3 | 151.65 | 3 | 76.85 | 379.45 | 3 | 41.75 | 160.05 | 4 | 34.45 |
| 800 | 4 | 210.70 | 4 | 105.95 | 535.10 | 4 | 59.25 | 228.30 | 5 | 47.65 |
| 1,050 | 5 | 302.50 | 5 | 149.10 | 682.50 | 5 | 87.30 | 296.75 | 6 | 61.20 |
| 3,000 | 13 | 803.25 | 13 | 414.05 | 1,932.55 | 13 | 167.90 | 810.95 | 16 | 129.30 |
| 6,000 | 25 | 1,530.00 | 25 | 788.70 | 3,681.00 | 25 | 319.80 | 1,544.70 | 31 | 246.30 |
| Specification/lin. m ³⁾ | 4/m | 255.00 | 4/m | 131.45 | 613.50 | 4/m | 53.30 | 257.45 | 5/m | 41.05 |
| Weight in kg/m ³⁾ | 8.30 | | 5.50 | | | 2.70 | | | 1.70 | |
| Standard Cut Length Surcharge | 10% | | 10% | | 10% | 10% | | 10% | 10% | |

¹⁾ currently not part of the ETA

²⁾ calculated on the basis of the 6,000 mm channel length.

³⁾ Tolerance +/- 5 mm for channel length < 6,000 mm.

Further Information:

- All prices incl. foam filling and nail holes
- Stock length = 6,000 mm (-0/+50 mm)
- Channel overhang to end anchors 25 - 35 mm
- Cut Lengths: 1,050 mm < L < 6,000 mm
- Calculation example for standard and special cut lengths: see page 18
- Special lengths are subject to a 20 % surcharge due to increased production costs

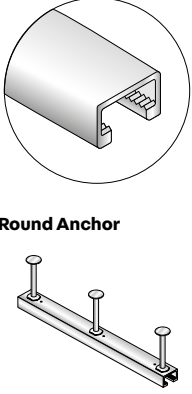
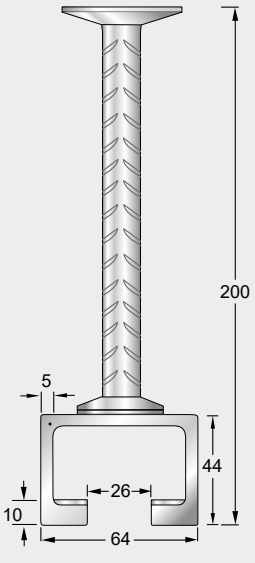
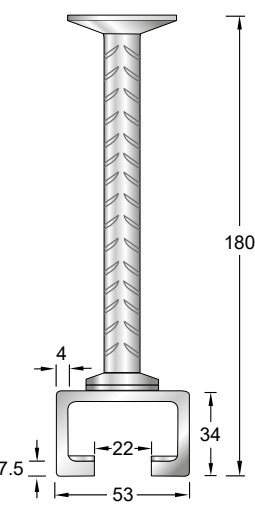
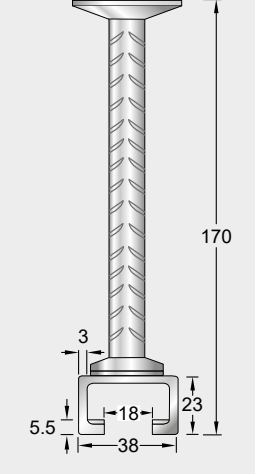
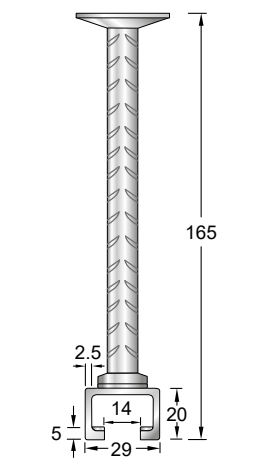
Anchor Type:

- Round anchor = standard version
- I-anchor = delivery subject to confirmation
- Weight per metre based on mill finish (for galvanised profiles: weight per metre + 10 %; for stainless steel profiles: weight per metre + 2 %)



See pages 18 – 36 for suitable T-bolts and accessories.

JORDAHL® Toothed Anchor Channels JXA-PC W

| Profile | JXA-PC W 64/44 | JXA-PC W 53/34 | JXA-PC W 38/23 | JXA-PC W 29/20 | | | | |
|---|--|--|---|--|-------------------|------------------|-------------------|------------------|
| Suitable T-bolts | JXE M20-M24 | JXB M16-M20 | JXH M12-M16 | JXD M12 | | | | |
|  |  |  |  |  | | | | |
| Channel Length ²⁾ in mm | Number of Anchors | Price in €/Piece | Number of Anchors | Price in €/Piece | Number of Anchors | Price in €/Piece | Number of Anchors | Price in €/Piece |
| | | Material | | Material | | Material | | Material |
| | | hdg | | hdg | | hdg | | hdg |
| 150 | 2 | 104.00 | 2 | 87.35 | 2 | 70.35 | 2 | 63.25 |
| 200 | 2 | 115.70 | 2 | 95.05 | 2 | 75.50 | 2 | 67.00 |
| 250 | 2 | 127.55 | 2 | 102.70 | 2 | 80.45 | 2 | 70.65 |
| 300 | 2 | 139.30 | 2 | 110.45 | 2 | 85.60 | 3 | 97.10 |
| 350 | 3 | 177.50 | 3 | 145.50 | 3 | 115.90 | 3 | 103.30 |
| 400 | 3 | 188.40 | 3 | 152.65 | 3 | 120.75 | 3 | 106.90 |
| 550 | 3 | 222.20 | 3 | 174.75 | 3 | 135.50 | 4 | 141.35 |
| 800 | 4 | 308.70 | 4 | 240.60 | 4 | 184.20 | 5 | 182.70 |
| 1,050 | 5 | 439.55 | 5 | 336.15 | 5 | 254.70 | 6 | 237.85 |
| 3,000 | 13 | 1,065.95 | 13 | 810.80 | 13 | 620.85 | 16 | 608.10 |
| 6,000 | 25 | 2,030.40 | 25 | 1,544.40 | 25 | 1,182.60 | 31 | 1,158.30 |
| Specification/lin. m¹⁾ | 4/m | 338.40 | 4/m | 257.40 | 4/m | 197.10 | 5/m | 193.05 |
| Weight in kg/m¹⁾ | 8.76 | | 5.74 | | 3.51 | | 2.46 | |
| Standard Cut Length Surcharge | | 10% | | 10% | | 10% | | 10% |

¹⁾calculated on the basis of the 6,000 mm channel length.
²⁾Tolerance +/- 5 mm for channel length < 6,000 mm.

Material and Design

- hdg = hot-dip galvanised 1.0038 /1.0044
- A4 = stainless steel 1.4401/1.4404/1.4571
- W = hot-rolled
- K = cold-formed

Ordering Example for Toothed Anchor Channels JXA

| Type | Profile Size | Channel Length | Material |
|------|--------------|----------------|----------|
| JXA | W 38/23 | - 6,000 - | hdg |

Ordering Example for Toothed Anchor Channels JXA-PC

| Type | Profile Size | Channel Length | Material |
|--------|--------------|----------------|----------|
| JXA-PC | W 38/23 | - 6,000 - | hdg |

Toothed Anchor Channels JZA K

ETA (European Technical Approval ETA-09/0338)

| | | | |
|---|---------------------------------|-------------------------|-----------|
| Profile | JZA K 41/22¹⁾ | | |
| Suitable T-bolts | JZS M10–M16 | | |
| | | | |
| | | | |
| Channel Length³⁾ in mm | Number of Anchors | Price in €/Piece | |
| | | Material | |
| | | hdg | A4 |
| 100 | 2 | 10.55 | 27.80 |
| 150 | 2 | 12.45 | 34.60 |
| 200 | 2 | 14.30 | 41.35 |
| 250 | 2 | 16.15 | 48.15 |
| 300 | 2 | 18.00 | 54.80 |
| 350 | 3 | 22.00 | 68.50 |
| 400 | 3 | 23.70 | 75.25 |
| 550 | 3 | 28.80 | 95.00 |
| 800 | 4 | 40.60 | 135.45 |
| 1,050 | 5 | 52.45 | 175.90 |
| 3,000 | 13 | 158.60 | 523.85 |
| 6,000 | 25 | 302.10 | 997.80 |
| Specification/lin. m²⁾ | 4/m | 50.35 | 166.30 |
| Weight in kg/m²⁾ | 2.30 | | |
| Standard Cut Length Surcharge | | 10% | 10% |
| ¹⁾ Hot-dip galvanised version also available with shortened anchors (installation height is approx. 60 mm; not part of the European Technical Approval). Price on request. ²⁾ calculated on the basis of the 6,000 mm channel length. ³⁾ Tolerance +/- 5 mm for channel length < 6,000 mm. | | | |

Further Information:

- See page 16 for all information about cut lengths, anchor design etc.

Loop Channels JSA K

| | | | |
|--|--------------------|--------------------|-----------------|
| Profile | JSA K 38/17 | JSA K 28/15 | |
| Suitable T-bolts | JH M10–M16 | JD M6–M12 | |
| Strap Type | 2 × 20 × 400 | 1.5 × 15 × 320 | |
| | | | |
| | Material | | Material |
| | hdg | | hdg |
| | Incl. strap | Not incl. strap | Incl. strap |
| | | | Not incl. strap |
| Specification/lin. m²⁾ | 32.50 | 24.85 | 16.50 |
| Weight in kg/m²⁾ | 2.30 | – | 1.35 |
| Standard Cut Length Surcharge | 10% | | 10% |

Ordering Example Toothed Anchor Channels JZA

| Type | Profile Size | Channel Length | Material |
|------|--------------|----------------|----------|
| JZA | K 41/22 | – 6,000 | – hdg |

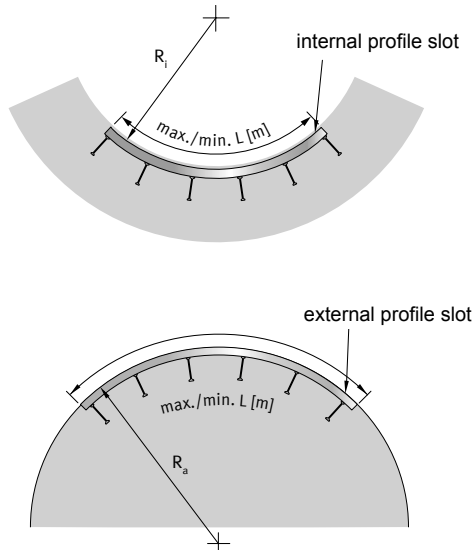
Material and Design

- hdg = hot-dip galvanised 1.0038 /1.0044
- A4 = stainless steel 1.4401/1.4404/1.4571
- W = hot-rolled
- K = cold-formed



See pages 18 –36 for suitable T-bolts and accessories.

Curved Anchor Channels JTA, JXA



R_i = internal profile slot; R_a = external profile slot

Material and Design

- hdg = hot-dip galvanised 1.0038
- A4 = stainless steel 1.4401/1.4404/1.4571

| Profile JTA | Material | Price in € |
|-------------|----------|-------------------|
| W 72/48 | hdg, A4 | Prices on request |
| K 72/48 | hdg, A4 | |
| W 55/42 | hdg | |
| W 53/34 | hdg, A4 | |
| K 53/34 | hdg, A4 | |
| W 50+ | hdg, A4 | |
| W 50/30 | hdg, A4 | |
| K 50/30 | hdg, A4 | |
| W 40+ | hdg, A4 | |
| W 40/22 | hdg, A4 | |
| K 40/25 | hdg, A4 | |
| K 38/17 | hdg, A4 | |
| K 28/15 | hdg, A4 | |

| Profile JXA | Material | Price in € |
|-------------|----------|-------------------|
| W 38/23 | hdg, A4 | Prices on request |
| W 29/20 | hdg | |

Ordering Example Curved Anchor Channels

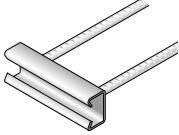
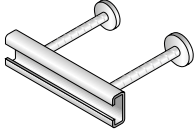
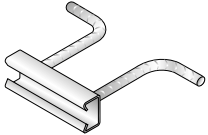
| Type | Profile Size | Channel Length | Material | Bending Radius in mm | | |
|------|--------------|----------------|----------|----------------------|-----|---------------|
| JTA | K 38/17 | - | 1,050 | - | hdg | $R_i = 1,000$ |



See pages 18 – 36 for suitable T-bolts and accessories.

Handrail Connection Channels JGB, Straight Short Pieces

abZ (German Technical Approval Z.-21.4-1913)

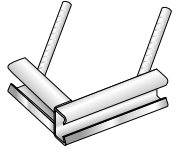
| Type | Profile ²⁾ | Anchor Diameter | Material | Price in €/ per Piece | | | | | |
|---|--------------------------------|--------------------------------|----------|------------------------------------|-------|-------|-------|-------|-------|
| | | | | Profile Length ¹⁾ in mm | | | | | |
| | | | | 100 | 120 | 150 | 200 | 220 | 250 |
|  | JGB K 38/17 G-... | Ø 10 | hdg | 26.70 | 27.00 | 27.30 | 28.20 | 28.50 | 29.15 |
| | | Installation Height H = 165 mm | A4 | 50.15 | 51.55 | 55.50 | 58.05 | 59.20 | 61.75 |
| | JGB K 40/25 G-... | Ø 12 | hdg | 28.50 | 29.05 | 29.35 | 30.60 | 30.85 | 31.30 |
| | | Installation Height H = 200 mm | A4 | 52.45 | 53.80 | 57.35 | 61.65 | 62.80 | 65.75 |
| | JGB K 50/30 G-... | Ø 12 | hdg | 32.10 | 32.65 | 33.45 | 35.05 | 35.65 | 36.30 |
| Installation Height H = 225 mm | | A4 | 58.85 | 60.40 | 64.75 | 71.10 | 73.15 | 75.65 | |
| JGB K 53/34 G-... | Ø 14 | hdg | 38.45 | 39.70 | 40.90 | 43.40 | 44.40 | 45.60 | |
| | Installation Height H = 320 mm | A4 | 64.75 | 68.65 | 74.15 | 82.80 | 86.45 | 91.65 | |
|  | JGB K 38/17 DA-... | Ø 10 | hdg | 29.30 | 29.65 | 30.00 | 30.90 | 31.10 | 31.85 |
| | | Installation Height H = 120 mm | | | | | | | |
| | JGB K 40/25 DA-... | Ø 10 | hdg | 29.75 | 30.60 | 30.90 | 32.05 | 32.50 | 32.95 |
| | | Installation Height H = 125 mm | A4 | 55.05 | 56.50 | 58.35 | 61.80 | 63.30 | 64.75 |
| | JGB K 50/30 DA-... | Ø 12 | hdg | 33.35 | 33.90 | 34.95 | 36.35 | 37.00 | 37.85 |
| Installation Height H = 150 mm | | A4 | 60.70 | 62.30 | 65.30 | 73.25 | 77.65 | 77.90 | |
| JGB K 53/34 DA-... | Ø 14 | hdg | 39.70 | 40.75 | 42.30 | 44.90 | 45.60 | 47.15 | |
| | Installation Height H = 250 mm | A4 | 66.75 | 70.70 | 76.35 | 85.30 | 89.05 | 91.40 | |
|  | JGB K 38/17 W-... | Ø 10 | hdg | 31.30 | 31.45 | 32.30 | 33.10 | 33.60 | 33.90 |
| | | Installation Height H = 120 mm | A4 | 58.95 | 60.70 | 62.30 | 65.65 | 66.55 | 68.25 |
| | JGB K 40/25 W-... | Ø 12 | hdg | 33.60 | 33.90 | 34.50 | 35.35 | 35.85 | 36.30 |
| | | Installation Height H = 155 mm | A4 | 62.30 | 63.75 | 66.05 | 69.45 | 70.50 | 72.40 |
| | JGB K 50/30 W-... | Ø 12 | hdg | 36.80 | 37.15 | 38.15 | 39.70 | 40.20 | 40.90 |
| Installation Height H = 170 mm | | A4 | 67.70 | 69.60 | 72.40 | 76.80 | 78.95 | 81.95 | |
| JGB K 53/34 W-... | Ø 14 | hdg | 43.10 | 44.20 | 45.50 | 47.60 | 48.75 | 50.00 | |
| | Installation Height H = 240 mm | A4 | 70.50 | 74.20 | 79.35 | 88.55 | 91.65 | 97.40 | |

¹⁾ Tolerance +/- 5 mm for channel length < 6,000 mm.

²⁾ W-Profiles on request.

Handrail Connection Channels JGB, Corner Pieces with Reinforcing Bars

(without Approval)

| Type G | Profile Dimensions ¹⁾ l = 170 x 170 mm | Anchor Diameter in mm | Material | Price in €/Piece |
|---|--|--------------------------|----------|------------------|
|  | JGB K 38/17 G-170 x 170 | Ø 10 | hdg | 52.75 |
| | | | A4 | 105.80 |
| | JGB K 40/25 G-170 x 170 | Ø 12 | hdg | 55.95 |
| | | | A4 | 115.05 |
| | JGB K 50/30 G-170 x 170 | Ø 12 | hdg | 60.00 |
| A4 | | | 122.70 | |
| JGB K 53/34 G-170 x 170 | Ø 14 | hdg | 66.45 | |
| | | A4 | 150.65 | |


Ordering Example Handrail Connection Channels

| Type | Profile Size | Type | Length l | Material |
|------|--------------|------|----------|----------|
| JGB | K 38/17 | G | - 200 - | A4 |



See pages 18 –36 for suitable T-bolts and accessories.

Handrail Connection Channels JGB, Corner Pieces with Headed Anchors (without Approval)

| Type DA | Profile Dimensions ¹⁾ l = 170 x 170 mm | Anchor Diameter in mm | Material | Price in € |
|---|--|--------------------------|----------|-------------------|
|  | JGB K 38/17 DA-170 x 170 | Ø 12 | hdg | Prices on request |
| | JGB K 40/25 DA-170 x 170 | Ø 14 | hdg, A4 | |
| | JGB K 50/30 DA-170 x 170 | Ø 14 | hdg, A4 | |
| | JGB K 53/34 DA-170 x 170 | Ø 14 | hdg, A4 | |

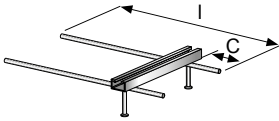
Further Information:

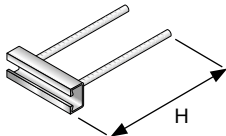
- All prices including foam filling and 2 anchors

Material and Design

- hot-dip galvanised version (hdg) > 50 m (for indoor use)
Profile steel 1.0038 and anchor B500B
- stainless steel (A4) profile 1.4401/1.4404/1.4571 and headed anchor B500B, and for K 38/17 headed anchor B500B NR
- filling PE foam

Facade Connection Channels JTA-RT, JTA-RF

| JTA-RT Round Anchors with Reinforcement Anchors | Profile | Version | Profile Length ¹⁾ in mm | c in mm | l in mm | Material | Price in € |
|---|----------------|---------|---------------------------------------|------------|------------|----------|-------------------|
|  | JTA-RT W 40/22 | 1 - 7 | 150 - 550 | 50 - 200 | 340 - 490 | hdg | Prices on request |
| | JTA-RT W 50/30 | 1 - 6 | | 75 - 200 | 365 - 490 | hdg | |
| | JTA-RT W 53/34 | 1 - 5 | | 100 - 200 | 400 - 500 | hdg | |
| | JTA-RT W 55/42 | 1 - 5 | | 100 - 200 | 400 - 500 | hdg | |

| JTA-RF with Reinforcement Anchors | Profile | Profile Length ¹⁾ in mm | Anchor Diameter in mm | Installation Height H in mm | Material | Price in € |
|---|----------------|---------------------------------------|--------------------------|--------------------------------|----------|-------------------|
|  | JTA-RF W 40/22 | 150 - 350 | Ø 10 | 330 | hdg, A4 | Prices on request |
| | JTA-RF W 50/30 | | Ø 12 | 340 | hdg, A4 | |
| | JTA-RF W 53/34 | | Ø 14 | 420 | hdg, A4 | |
| | JTA-RF W 55/42 | | Ø 16 | 480 | hdg, A4 | |

¹⁾ Tolerance +/- 5 mm for channel length < 6,000 mm.

Ordering Example Facade Connection Channels JTA-RT

| Type | Profile | Version | Length l | Material |
|--------|---------|---------|----------|----------|
| JTA-RT | W 40/22 | 01 | - 200 - | hdg |

Pricing Standard and Special Cut Channel Lengths

Prices quoted in this list are gross prices.

Calculating Prices

Material: Mill finish/galvanised

| | |
|---|---------------------------------------|
| | gross price |
| + | surcharge for increased cost of steel |
| - | discount |
| | final net price |

Material: stainless steel A2 or A4

| | |
|---|---------------------------------------|
| | gross price |
| + | surcharge for increased cost of steel |
| + | alloy surcharge |
| - | discount |
| = | final net price |

Lengths less than 1,050 mm are short lengths.
 Lengths above 1,050 mm are cut lengths.

Pricing for cut lengths
 (on the basis of price per metre)

| | |
|---|---------------------------|
| | price per metre in €/m |
| x | length |
| x | cost and alloy surcharges |
| x | cut length surcharge (%) |
| - | discount |
| = | final net price |

Standard Cut Lengths for Anchor Channels

- The standard cut length surcharge is 10 %.

Anchor Channels with max. Anchor Spacing 200 mm:

JTA K 38/17, JTA K 28/15,
 JXA W 29/20, JXA-PC W 29/20

Standard cut lengths in mm

| | | | | |
|-------|-------|-------|-------|-------|
| 1,250 | 2,250 | 3,250 | 4,250 | 5,250 |
| 1,450 | 2,450 | 3,450 | 4,450 | 5,450 |
| 1,650 | 2,650 | 3,650 | 4,650 | 5,650 |
| 1,850 | 2,850 | 3,850 | 4,850 | 5,850 |
| 2,050 | 3,050 | 4,050 | 5,050 | |

Anchor Channels with max. Anchor Spacing 250 mm:

JTA W 53/34, JTA W 50/30, JTA W 40/22, JTA W 40+, JTA W 50+,
 JTA K 53/34, JTA K 50/30, JTA K 40/25,
 JXA W 64/44, JXA W 53/34, JXA W 38/23,
 JXA-PC W 64/44, JXA-PC W 53/34, JXA-PC W 38/23,
 JZA K 41/22

Standard cut lengths in mm

| | | | | |
|-------|-------|-------|-------|-------|
| 1,300 | 2,300 | 3,300 | 4,300 | 5,300 |
| 1,550 | 2,550 | 3,550 | 4,550 | 5,550 |
| 1,800 | 2,800 | 3,800 | 4,800 | 5,800 |
| 2,050 | 3,050 | 4,050 | 5,050 | |

Anchor Channels with max. Anchor Spacing 300 mm:

JTA W 72/48, JTA W 55/42,
 JTA K 72/48

Standard cut lengths in mm

| | | | |
|-------|-------|-------|-------|
| 1,250 | 2,450 | 3,650 | 4,850 |
| 1,550 | 2,750 | 3,950 | 5,150 |
| 1,850 | 3,050 | 4,250 | 5,450 |
| 2,150 | 3,350 | 4,550 | 5,750 |

Special Cut Lengths

All other cut lengths are special cut lengths.
 The calculation here is based on a cut length surcharge of 20 % (increased production costs).

Mounting Channels

There are no standard cut lengths of mounting channels.
 The cutting rate shown on pages 62 – 67 applies

Channels for Self-Drilling Screws JTB

abZ (German Technical Approval Z-21.4-161)

| JTB-uni | | | | |
|---|--|-------------------|------------------|--------|
| Anchor Spacing e in mm | No. of Anchors per 3 m Length | Weight in kg/m | Price in €/Metre | |
| | | | Material | |
| JTB 60/22/3.0-uni (Material Thickness 3 mm) | | | | |
| 450 | 8 | 2.38 | 26.00 | 104.15 |
| 150 | 20 | 2.51 | 36.40 | 136.30 |
| JTB 60/22/6.0-uni (Material Thickness 6 mm) | | | | |
| 450 | 8 | 3.97 | 44.50 | - |
| 150 | 20 | 4.10 | 58.20 | - |

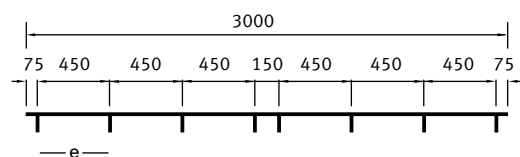
| End Anchor JTB-EB | | | Price in €/Set | |
|---------------------------------------|--|--|----------------|------|
| incl. 4 Drill Screws Ø 4.8 × 16 mm | | | Material | |
| | | | hdg | |
| | | | hdg | 8.50 |

| JTB-AR | | | | |
|--|--|-------------------|------------------|--------|
| Anchor Spacing e in mm | No. of Anchors per 3 m Length | Weight in kg/m | Price in €/Metre | |
| | | | Material | |
| JTB 60/22/3.0-AR (Material Thickness 3 mm) | | | | |
| 450 | 8 | 2.40 | 26.00 | 104.15 |
| 150 | 20 | 2.514 | 36.40 | 136.30 |
| JTB 60/22/6.0-AR (Material Thickness 6 mm) | | | | |
| 450 | 8 | 3.99 | 44.50 | - |
| 150 | 20 | 4.3 | 58.20 | - |

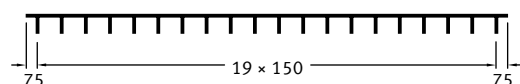
| End Anchor JTB-EA | | | Price in €/Set | |
|---------------------------------------|--|--|----------------|------|
| incl. 2 Drill Screws Ø 4.8 × 16 mm | | | Material | |
| | | | hdg | |
| | | | hdg | 8.50 |

Anchor Arrangement

- Standard anchor spacing e = 450 mm will be delivered if not requested otherwise



- Alternative anchor spacing e = 150 mm available on request



Further Information:

- All prices incl. foam filling
- Channel prices for stock length = 3,000 mm (- 0/+ 50 mm)
- Weight per metre based on mill finish (for galvanised profiles: weight per metre + 10 %; for stainless steel profiles: weight per metre + 2 %)

Material and Design

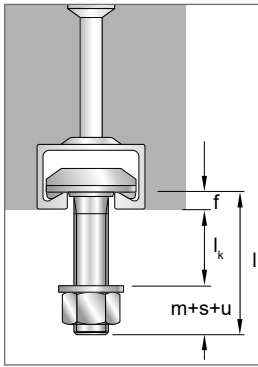
- hdg = hot-dip galvanised 1.0038
- A4 = stainless steel 1.4401/1.4404/1.4571

Ordering Example Channels for Self-Drilling Screws JTB

| Type | Profile Size | Anchor Distance | Anchor Type | Material |
|------|--------------|-----------------|-------------|----------|
| JTB | 60/22/3.0 | 450 | uni | hdg |

JORDAHL® T-Bolts for Channels

Determining the Required T-Bolt Length



- l = T-bolt length
- l_k = clamping length (thickness of the attached part)
- f/t = profile lip, please see profile pages
- m = nut height to EN ISO 4032
- s = washer thickness to EN ISO 7093-1
- u = T-bolt projection to EN ISO 4753

| T-bolt | Total m+s+u in mm |
|--------|-------------------|
| M6 | 8.8 |
| M8 | 11.3 |
| M10 | 13.9 |
| M12 | 17.3 |
| M16 | 21.8 |
| M20 | 27.0 |
| M24 | 32.5 |
| M27 | 35.8 |
| M30 | 38.6 |

$$\text{req. } l \text{ [mm]} = l_k + f + (m + s + u)$$

Example

JORDAHL® anchor channel JTA K 53/34,

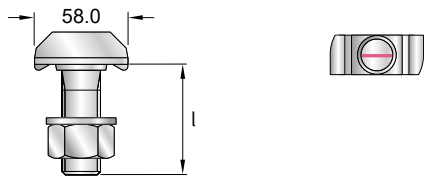
f = 8 mm, avail. clamping length

l_k = 65 mm, T-bolt JB M16 zp

required l = 65 + 8 + 21.8 = 94.8 mm

selected: JB M 16 × 100 zp

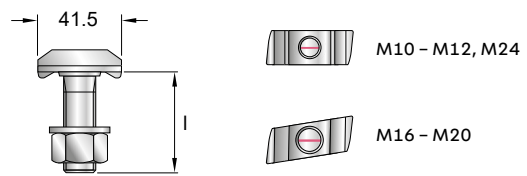
Hook-Head T-Bolts JA



For profiles:
W 72/48, K 72/48

| Thread × Length l in mm | Packing Unit | Price in €/ 100 Pieces | |
|--|--------------|------------------------|-------------------|
| Hot-dip galvanised (hdg), Grade 4.6 | | | |
| JA M20 × 50 | 4.6 hdg | 50 | 921.25 |
| JA M20 × 75 | 4.6 hdg | 50 | 1,002.80 |
| JA M20 × 100 | 4.6 hdg | 25 | 1,029.05 |
| JA M20 × 150 | 4.6 hdg | 25 | 1,330.80 |
| JA M20 × 200 | 4.6 hdg | 25 | 1,520.30 |
| JA M24 × 75 | 4.6 hdg | 25 | 968.45 |
| JA M24 × 100 | 4.6 hdg | 25 | 1,218.35 |
| JA M24 × 200 | 4.6 hdg | 10 | 1,627.95 |
| JA M27 × 75 | 4.6 hdg | 10 | 1,260.70 |
| JA M27 × 100 | 4.6 hdg | 10 | 1,408.20 |
| JA M30 × 75 | 4.6 hdg | 25 | 1,406.20 |
| JA M30 × 100 | 4.6 hdg | 10 | 1,697.35 |
| JA M30 × 200 | 4.6 hdg | 5 | 2,569.30 |
| Hot-dip galvanised (hdg), Grade 8.8 | | | |
| JA M20 × 50 | 8.8 hdg | 50 | 1,097.10 |
| JA M20 × 75 | 8.8 hdg | 50 | 1,169.75 |
| JA M20 × 75 | 8.8 hdg | 50 | 1,397.15 |
| JA M20 × 100 | 8.8 hdg | 25 | 1,518.20 |
| JA M20 × 125 | 8.8 hdg | 25 | 1,719.05 |
| JA M24 × 75 | 8.8 hdg | 25 | |
| JA M24 × 100 | 8.8 hdg | 25 | Prices on request |
| JA M24 × 150 | 8.8 hdg | 20 | |
| JA M24 × 200 | 8.8 hdg | 10 | |
| Stainless Steel, Quality A4-50; A4-70 | | | |
| JA M24 × 50 | A4-50 | 20 | |
| JA M24 × 100 | A4-50 | 15 | Prices on request |
| JA M24 × 150 | A4-70 | 15 | |

Hook-Head T-Bolts JB



For profiles:
W 55/42, W 53/34, K 53/34, W 50+, K 50/40,
W 50/30, K 50/30, K 48/26

| Thread × Length l in mm | Packing Unit | Price in €/ 100 Pieces | |
|-----------------------------------|----------------------|------------------------|--------|
| Zinc-plated(zp), Grade 4.6 | | | |
| JB M10 × 30 | 4.6 zp | 100 | 334.30 |
| JB M10 × 40 | 4.6 zp | 100 | 335.95 |
| JB M10 × 50 | 4.6 zp | 100 | 340.50 |
| JB M10 × 60 | 4.6 zp | 100 | 352.50 |
| JB M10 × 80 | 4.6 zp | 100 | 413.00 |
| JB M10 × 100 | 4.6 zp | 100 | 487.25 |
| JB M12 × 30 | 4.6 zp | 100 | 283.45 |
| JB M12 × 40 | 4.6 zp | 100 | 295.90 |
| JB M12 × 50 | 4.6 zp | 100 | 307.55 |
| JB M12 × 60 | 4.6 zp | 50 | 317.75 |
| JB M12 × 80 | 4.6 zp | 50 | 382.55 |
| JB M12 × 100 | 4.6 zp | 50 | 486.40 |
| JB M12 × 125 | 4.6 zp | 50 | 660.65 |
| JB M12 × 150 | 4.6 zp | 25 | 781.05 |
| JB M16 × 30 | 4.6 zp | 50 | 343.40 |
| JB M16 × 40 | 4.6 zp | 50 | 357.25 |
| JB M16 × 50 | 4.6 zp | 50 | 371.10 |
| JB M16 × 60 | 4.6 zp | 50 | 381.30 |
| JB M16 × 80 | 4.6 zp | 50 | 469.35 |
| JB M16 × 100 | 4.6 zp | 50 | 513.05 |
| JB M16 × 125 | 4.6 zp | 25 | 712.15 |
| JB M16 × 150 | 4.6 zp | 25 | 818.50 |
| JB M16 × 200 | 4.6 zp | 25 | 902.50 |
| JB M20 × 35 | 4.6 zp ¹⁾ | 25 | 435.90 |
| JB M20 × 45 | 4.6 zp ¹⁾ | 25 | 484.60 |

¹⁾ Not for profile K 48/26

Hook-Head T-Bolts JB

| Thread × Length l in mm | Packing Unit | Price in €/ 100 Pieces |
|--|-----------------|---------------------------|
| Zinc-plated(zp), Grade 4.6 | | |
| JB M20 × 55 4.6 zp ¹⁾ | 25 | 516.95 |
| JB M20 × 65 4.6 zp ¹⁾ | 25 | 540.85 |
| JB M20 × 75 4.6 zp ¹⁾ | 25 | 564.70 |
| JB M20 × 100 4.6 zp ¹⁾ | 25 | 594.65 |
| JB M20 × 125 4.6 zp ¹⁾ | 25 | 787.20 |
| JB M20 × 150 4.6 zp ¹⁾ | 25 | 1,008.10 |
| JB M20 × 200 4.6 zp ¹⁾ | 25 | 1,178.35 |
| JB M20 × 300 4.6 zp ¹⁾ | 25 | 1,552.75 |
| JB M24 × 75 4.6 zp ¹⁾³⁾ | 25 | Price on request |
| Zinc-plated(zp), Grade 8.8 | | |
| JB M16 × 40 8.8 zp | 25 | 601.70 |
| JB M16 × 50 8.8 zp | 25 | 649.70 |
| JB M16 × 60 8.8 zp | 25 | 699.00 |
| JB M16 × 80 8.8 zp | 25 | 815.15 |
| JB M16 × 100 8.8 zp | 25 | 964.80 |
| JB M16 × 125 8.8 zp | 25 | 1,238.15 |
| JB M16 × 150 8.8 zp | 25 | Price on request |
| JB M20 × 45 8.8 zp | 25 | 736.30 |
| JB M20 × 55 8.8 zp | 25 | 859.50 |
| JB M20 × 65 8.8 zp | 25 | 903.90 |
| JB M20 × 80 8.8 zp | 25 | 959.50 |
| JB M20 × 100 8.8 zp | 25 | 1,039.10 |
| JB M20 × 125 8.8 zp | 25 | 1,309.95 |
| JB M20 × 150 8.8 zp | 25 | 1,606.80 |
| Hot-dip galvanised (hdg), Grade 4.6 | | |
| JB M10 × 80 4.6 hdg | 100 | 413.00 |
| JB M12 × 30 4.6 hdg | 100 | 283.45 |
| JB M12 × 40 4.6 hdg | 100 | 295.90 |
| JB M12 × 50 4.6 hdg | 100 | 307.55 |
| JB M12 × 60 4.6 hdg | 50 | 317.75 |
| JB M12 × 80 4.6 hdg | 50 | 382.55 |
| JB M12 × 100 4.6 hdg | 50 | 486.40 |
| JB M12 × 125 4.6 hdg | 50 | 660.65 |
| JB M16 × 40 4.6 hdg | 50 | 357.25 |
| JB M16 × 50 4.6 hdg | 50 | 371.10 |
| JB M16 × 60 4.6 hdg | 50 | 381.30 |
| JB M16 × 80 4.6 hdg | 50 | 469.35 |
| JB M16 × 100 4.6 hdg | 25 | 513.05 |
| JB M20 × 55 4.6 hdg ¹⁾ | 25 | 516.95 |
| JB M20 × 65 4.6 hdg ¹⁾ | 25 | 540.85 |
| JB M20 × 75 4.6 hdg ¹⁾ | 25 | 564.70 |
| JB M20 × 100 4.6 hdg ¹⁾ | 25 | 594.65 |
| JB M20 × 125 4.6 hdg ¹⁾ | 25 | 787.20 |
| JB M20 × 150 4.6 hdg ¹⁾ | 25 | 1,008.10 |

¹⁾ Not for profile K 48/26,

²⁾ Description of FA also applies to F4 (1.4462).

³⁾ JB M24 only for profile W 55/42.

Further information:

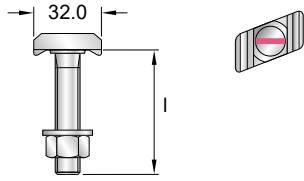
- All prices incl. nuts.
- Washers need to be ordered separately.

Ordering Example T-Bolts

| Type | Thread | Length l | Material |
|------|--------|----------|----------|
| JB | M16 x | 80 | 4.6 zp |

| Thread × Length l in mm | Packing Unit | Price in €/ 100 Pieces |
|---|-----------------|---------------------------|
| Hot-dip galvanised (hdg), Grade 8.8 | | |
| JB M12 × 40 8.8 hdg | 100 | 426.45 |
| JB M12 × 50 8.8 hdg | 100 | 500.45 |
| JB M12 × 60 8.8 hdg | 50 | 566.80 |
| JB M12 × 80 8.8 hdg | 50 | 602.95 |
| JB M12 × 100 8.8 hdg | 50 | 693.25 |
| JB M12 × 125 8.8 hdg | 50 | 839.85 |
| JB M16 × 40 8.8 hdg | 50 | 601.70 |
| JB M16 × 50 8.8 hdg | 50 | 649.70 |
| JB M16 × 60 8.8 hdg | 50 | 699.00 |
| JB M16 × 80 8.8 hdg | 50 | 815.15 |
| JB M16 × 100 8.8 hdg | 50 | 964.80 |
| JB M16 × 125 8.8 hdg | 50 | 1,238.15 |
| JB M20 × 55 8.8 hdg ¹⁾ | 25 | 859.50 |
| JB M20 × 65 8.8 hdg ¹⁾ | 25 | 903.90 |
| JB M20 × 75 8.8 hdg ¹⁾ | 25 | 937.30 |
| JB M20 × 80 8.8 hdg | 25 | 959.50 |
| JB M20 × 100 8.8 hdg ¹⁾ | 25 | 1,039.10 |
| JB M20 × 125 8.8 hdg ¹⁾ | 25 | 1,309.95 |
| JB M24 × 75 8.8 hdg ¹⁾³⁾ | 25 | Prices on request |
| JB M24 × 100 8.8 hdg ¹⁾³⁾ | 25 | Prices on request |
| Stainless Steel, Quality A4-50 | | |
| JB M10 × 30 A4-50 | 50 | 1,909.80 |
| JB M10 × 80 A4-50 | 50 | 2,751.90 |
| JB M12 × 30 A4-50 | 50 | 2,188.20 |
| JB M12 × 40 A4-50 | 50 | 2,248.65 |
| JB M12 × 50 A4-50 | 50 | 2,437.20 |
| JB M12 × 60 A4-50 | 50 | 2,584.10 |
| JB M12 × 80 A4-50 | 50 | 3,127.80 |
| JB M12 × 100 A4-50 | 50 | 3,671.50 |
| JB M12 × 125 A4-50 | 25 | 4,336.35 |
| JB M16 × 30 A4-50 | 50 | 3,182.45 |
| JB M16 × 40 A4-50 | 50 | 3,516.65 |
| JB M16 × 50 A4-50 | 25 | 3,747.50 |
| JB M16 × 60 A4-50 | 25 | 3,807.65 |
| JB M16 × 80 A4-50 | 25 | 4,732.40 |
| JB M16 × 125 A4-50 | 25 | 5,383.10 |
| JB M16 × 150 A4-50 | 25 | 6,049.85 |
| JB M16 × 200 A4-50 | 25 | 6,672.25 |
| JB M20 × 45 A4-50 | 25 | 3,807.65 |
| JB M20 × 55 A4-50 | 25 | 4,092.60 |
| JB M20 × 65 A4-50 | 25 | 4,384.00 |
| JB M20 × 75 A4-50 | 25 | 4,667.85 |
| JB M20 × 100 A4-50 | 25 | 5,214.40 |
| JB M20 × 125 A4-50 | 25 | 5,767.45 |
| JB M20 × 150 A4-50 | 25 | Price on request |
| Stainless Steel, Quality FA-70 (1.4462)²⁾ | | |
| JB M12 × 40 FA-70 | 50 | 2,056.15 |
| JB M12 × 50 FA-70 | 50 | 2,347.75 |
| JB M12 × 100 FA-70 | 25 | 3,349.25 |
| JB M16 × 50 FA-70 | 25 | 3,899.95 |
| JB M16 × 80 FA-70 | 25 | 4,958.65 |
| JB M20 × 55 FA-70 | 25 | 4,857.15 |
| JB M20 × 100 FA-70 | 25 | 5,626.05 |
| JB M20 × 150 FA-70 | 25 | 7,818.50 |

Hook-Head T-Bolts JC



For profiles:
W 40+, W 40/22, K 40/25, K 40/22

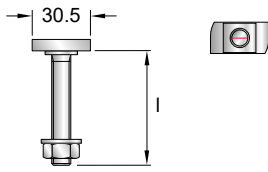
| Thread × Length l in mm | | Packing Unit | Price in €/ 100 Pieces |
|-----------------------------------|--------|-----------------|---------------------------|
| Zinc-plated(zp), Grade 4.6 | | | |
| JC M10 × 20 | 4.6 zp | 100 | 157.15 |
| JC M10 × 30 | 4.6 zp | 100 | 158.60 |
| JC M10 × 40 | 4.6 zp | 100 | 167.75 |
| JC M10 × 50 | 4.6 zp | 100 | 171.05 |
| JC M10 × 60 | 4.6 zp | 100 | 187.95 |
| JC M10 × 65 | 4.6 zp | 100 | 212.90 |
| JC M10 × 80 | 4.6 zp | 100 | 308.00 |
| JC M10 × 100 | 4.6 zp | 100 | 315.65 |
| JC M12 × 20 | 4.6 zp | 100 | 195.65 |
| JC M12 × 30 | 4.6 zp | 100 | 198.35 |
| JC M12 × 40 | 4.6 zp | 100 | 200.90 |
| JC M12 × 50 | 4.6 zp | 100 | 211.00 |
| JC M12 × 60 | 4.6 zp | 50 | 221.30 |
| JC M12 × 80 | 4.6 zp | 50 | 272.05 |
| JC M12 × 100 | 4.6 zp | 50 | 319.00 |
| JC M12 × 125 | 4.6 zp | 50 | 437.55 |
| JC M12 × 150 | 4.6 zp | 25 | 676.25 |
| JC M12 × 200 | 4.6 zp | 25 | Price on request |
| JC M16 × 30 | 4.6 zp | 50 | 261.90 |
| JC M16 × 40 | 4.6 zp | 50 | 283.45 |
| JC M16 × 50 | 4.6 zp | 50 | 304.95 |
| JC M16 × 60 | 4.6 zp | 50 | 309.60 |
| JC M16 × 80 | 4.6 zp | 50 | 363.45 |
| JC M16 × 100 | 4.6 zp | 25 | 439.30 |
| JC M16 × 125 | 4.6 zp | 25 | 660.50 |
| JC M16 × 150 | 4.6 zp | 25 | 755.75 |
| JC M16 × 200 | 4.6 zp | 25 | 853.20 |
| JC M16 × 250 | 4.6 zp | 25 | 956.30 |
| Zinc-plated(zp), Grade 8.8 | | | |
| JC M12 × 30 | 8.8 zp | 100 | 296.30 |
| JC M12 × 40 | 8.8 zp | 50 | 289.90 |
| JC M12 × 50 | 8.8 zp | 50 | 300.40 |
| JC M12 × 60 | 8.8 zp | 50 | 314.30 |
| JC M12 × 100 | 8.8 zp | 50 | 473.60 |
| JC M16 × 40 | 8.8 zp | 25 | 429.70 |
| JC M16 × 50 | 8.8 zp | 25 | 501.50 |
| JC M16 × 60 | 8.8 zp | 25 | 512.55 |
| JC M16 × 80 | 8.8 zp | 25 | 571.50 |
| JC M16 × 100 | 8.8 zp | 25 | 629.55 |
| JC M16 × 125 | 8.8 zp | 25 | 887.15 |
| JC M16 × 150 | 8.8 zp | 25 | 1,135.75 |

Hook-Head T-Bolts JC

| Thread × Length l in mm | | Packing Unit | Price in €/ 100 Pieces |
|---|---------|-----------------|---------------------------|
| Hot-dip galvanised (hdg), Grade 4.6 | | | |
| JC M10 × 30 | 4.6 hdg | 100 | 158.60 |
| JC M10 × 40 | 4.6 hdg | 100 | 167.75 |
| JC M10 × 60 | 4.6 hdg | 100 | 187.95 |
| JC M12 × 40 | 4.6 hdg | 100 | 200.90 |
| JC M12 × 50 | 4.6 hdg | 100 | 211.00 |
| JC M12 × 60 | 4.6 hdg | 100 | 221.30 |
| JC M12 × 80 | 4.6 hdg | 50 | 272.05 |
| JC M12 × 100 | 4.6 hdg | 50 | 319.00 |
| JC M16 × 40 | 4.6 hdg | 50 | 283.45 |
| JC M16 × 50 | 4.6 hdg | 50 | 304.95 |
| JC M16 × 60 | 4.6 hdg | 50 | 309.60 |
| JC M16 × 80 | 4.6 hdg | 50 | 363.45 |
| JC M16 × 100 | 4.6 hdg | 25 | 439.30 |
| Hot-dip galvanised (hdg), Grade 8.8 | | | |
| JC M12 × 40 | 8.8 hdg | 100 | 289.90 |
| JC M12 × 50 | 8.8 hdg | 100 | 300.40 |
| JC M12 × 60 | 8.8 hdg | 100 | 314.30 |
| JC M12 × 80 | 8.8 hdg | 50 | 383.70 |
| JC M12 × 100 | 8.8 hdg | 50 | 473.60 |
| JC M16 × 40 | 8.8 hdg | 50 | 429.70 |
| JC M16 × 50 | 8.8 hdg | 50 | 501.50 |
| JC M16 × 60 | 8.8 hdg | 50 | 512.55 |
| JC M16 × 80 | 8.8 hdg | 50 | 571.50 |
| JC M16 × 100 | 8.8 hdg | 25 | 629.55 |
| JC M16 × 125 | 8.8 hdg | 25 | 887.15 |
| Stainless Steel, Quality A4-50 | | | |
| JC M10 × 30 | A4-50 | 50 | 2,550.40 |
| JC M10 × 40 | A4-50 | 100 | 2,605.35 |
| JC M10 × 50 | A4-50 | 50 | 2,927.30 |
| JC M12 × 30 | A4-50 | 100 | 1,823.45 |
| JC M12 × 40 | A4-50 | 50 | 2,092.80 |
| JC M12 × 50 | A4-50 | 50 | 2,198.25 |
| JC M12 × 60 | A4-50 | 50 | 2,308.85 |
| JC M12 × 80 | A4-50 | 50 | 2,546.00 |
| JC M12 × 100 | A4-50 | 50 | 2,857.90 |
| JC M16 × 30 | A4-50 | 50 | 2,104.25 |
| JC M16 × 40 | A4-50 | 50 | 2,338.05 |
| JC M16 × 50 | A4-50 | 50 | 2,532.00 |
| JC M16 × 60 | A4-50 | 25 | 2,547.65 |
| JC M16 × 80 | A4-50 | 25 | 2,762.10 |
| JC M16 × 100 | A4-50 | 25 | 3,232.80 |
| JC M16 × 150 | A4-50 | 25 | 4,238.65 |
| JC M16 × 200 | A4-50 | 25 | 5,208.25 |
| Stainless Steel, Quality FA-70 (1.4462)¹⁾ | | | |
| JC M12 × 40 | FA-70 | 50 | 2,297.30 |
| JC M12 × 60 | FA-70 | 50 | 2,677.35 |
| JC M16 × 50 | FA-70 | 50 | 2,712.90 |

¹⁾Description of FA also applies to F4 (1.4462).

Hammer-Head T-Bolts JH



For profiles:
K 38/17, K 36/36, K 36/20, W 38/23²⁾

| Thread × Length l in mm | | Packing Unit | Price in €/ 100 Pieces |
|-----------------------------------|--------|-----------------|---------------------------|
| Zinc-plated(zp), Grade 4.6 | | | |
| JH M10 × 20 | 4.6 zp | 100 | 144.80 |
| JH M10 × 30 | 4.6 zp | 100 | 146.30 |
| JH M10 × 40 | 4.6 zp | 100 | 155.45 |
| JH M10 × 50 | 4.6 zp | 100 | 162.30 |
| JH M10 × 60 | 4.6 zp | 100 | 166.50 |
| JH M10 × 80 | 4.6 zp | 50 | 223.50 |
| JH M10 × 100 | 4.6 zp | 50 | 297.20 |
| JH M10 × 150 | 4.6 zp | 50 | 500.75 |
| JH M12 × 20 | 4.6 zp | 100 | 154.05 |
| JH M12 × 30 | 4.6 zp | 100 | 162.65 |
| JH M12 × 40 | 4.6 zp | 100 | 167.75 |
| JH M12 × 50 | 4.6 zp | 100 | 179.65 |
| JH M12 × 60 | 4.6 zp | 50 | 203.05 |
| JH M12 × 80 | 4.6 zp | 50 | 219.55 |
| JH M12 × 100 | 4.6 zp | 25 | 328.00 |
| JH M12 × 125 | 4.6 zp | 25 | 419.55 |
| JH M12 × 150 | 4.6 zp | 25 | 508.20 |
| JH M12 × 200 | 4.6 zp | 25 | 838.75 |
| JH M16 × 30 | 4.6 zp | 50 | 226.40 |
| JH M16 × 40 | 4.6 zp | 50 | 229.65 |
| JH M16 × 50 | 4.6 zp | 50 | 251.05 |
| JH M16 × 60 | 4.6 zp | 50 | 274.20 |
| JH M16 × 80 | 4.6 zp | 50 | 336.35 |
| JH M16 × 100 | 4.6 zp | 25 | 401.55 |
| JH M16 × 125 | 4.6 zp | 25 | 568.40 |
| JH M16 × 150 | 4.6 zp | 25 | 665.85 |
| JH M16 × 200 | 4.6 zp | 25 | 976.70 |

²⁾T-bolts JH in combination with profile W 38/23 are not suitable for supporting longitudinal loads

Hammer-Head T-Bolts JH

| Thread × Length l in mm | | Packing Unit | Price in €/ 100 Pieces |
|---|---------|-----------------|---------------------------|
| Hot-dip galvanised (hdg), Grade 4.6 | | | |
| JH M10 × 50 | 4.6 hdg | 50 | 162.30 |
| JH M10 × 60 | 4.6 hdg | 50 | 166.50 |
| JH M10 × 80 | 4.6 hdg | 50 | 223.50 |
| JH M12 × 30 | 4.6 hdg | 100 | 162.65 |
| JH M12 × 40 | 4.6 hdg | 100 | 167.75 |
| JH M12 × 50 | 4.6 hdg | 50 | 179.65 |
| JH M12 × 60 | 4.6 hdg | 50 | 203.05 |
| JH M12 × 80 | 4.6 hdg | 50 | 219.55 |
| JH M12 × 100 | 4.6 hdg | 25 | 328.00 |
| JH M12 × 125 | 4.6 hdg | 25 | 419.55 |
| JH M16 × 50 | 4.6 hdg | 50 | 251.05 |
| JH M16 × 60 | 4.6 hdg | 50 | 274.20 |
| Hot-dip galvanised (hdg), Grade 8.8 | | | |
| JH M12 × 100 | 8.8 hdg | 25 | 411.40 |
| JH M16 × 60 | 8.8 hdg | 50 | 508.90 |
| Stainless Steel, Quality A4-50/ A4-70 / FA-70³⁾ | | | |
| JH M10 × 30 | A4-70 | 100 | 1,211.85 |
| JH M10 × 40 | A4-70 | 100 | 1,359.75 |
| JH M10 × 50 | A4-70 | 100 | 1,407.75 |
| JH M10 × 60 | A4-70 | 100 | 1,480.85 |
| JH M12 × 30 | A4-70 | 100 | 1,188.80 |
| JH M12 × 40 | A4-70 | 100 | 1,263.75 |
| JH M12 × 50 | A4-70 | 100 | 1,359.75 |
| JH M12 × 60 | A4-70 | 100 | 1,503.50 |
| JH M12 × 80 | A4-70 | 100 | 1,551.15 |
| JH M12 × 100 | A4-50 | 100 | 2,282.05 |
| JH M12 × 150 | A4-50 | 25 | 3,310.45 |
| JH M12 × 200 | A4-50 | 50 | 3,727.60 |
| JH M16 × 40 | A4-50 | 50 | 1,729.10 |
| JH M16 × 50 | A4-50 | 25 | 1,911.90 |
| JH M16 × 60 | A4-50 | 25 | 2,032.85 |
| JH M16 × 80 | A4-50 | 25 | 2,336.15 |
| JH M16 × 100 | A4-50 | 25 | 2,935.85 |
| JH M16 × 150 | A4-50 | 25 | 4,081.45 |

³⁾delivery subject to confirmation

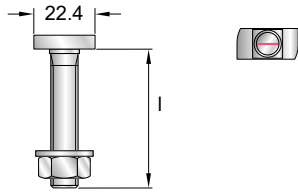
Further Information:

- All T-bolt prices include nuts.
- Washers need to be ordered separately.

Ordering Example T-Bolts

| Type | Thread | Length l | Material |
|------|--------|----------|----------|
| JH | M12 | x 80 | 4.6 hdg |

Hammer-Head T-Bolts JD



For profiles: K 28/28, K 28/15, K 28/12, W 29/20¹⁾

| Thread × Length l in mm | | Packing Unit | Price in €/ 100 Pieces |
|--|-----------------------|-----------------|---------------------------|
| Zinc-plated(zp), Grade 4.6 | | | |
| JD M6 × 15 | 4.6 zp | 500 | 89.40 |
| JD M6 × 20 | 4.6 zp | 500 | 91.05 |
| JD M6 × 25 | 4.6 zp | 500 | 92.35 |
| JD M6 × 30 | 4.6 zp | 500 | 96.90 |
| JD M6 × 40 | 4.6 zp | 500 | 98.70 |
| JD M6 × 50 | 4.6 zp | 500 | 101.65 |
| JD M6 × 60 | 4.6 zp | 500 | 104.65 |
| JD M8 × 15 | 4.6 zp | 500 | 72.50 |
| JD M8 × 20 | 4.6 zp | 500 | 74.20 |
| JD M8 × 25 | 4.6 zp | 500 | 75.35 |
| JD M8 × 30 | 4.6 zp | 500 | 78.55 |
| JD M8 × 40 | 4.6 zp | 500 | 83.30 |
| JD M8 × 50 | 4.6 zp | 500 | 86.15 |
| JD M8 × 60 | 4.6 zp | 500 | 106.35 |
| JD M8 × 80 | 4.6 zp | 500 | 185.50 |
| JD M8 × 100 | 4.6 zp | 100 | 251.05 |
| JD M8 × 150 | 4.6 zp | 100 | 460.75 |
| JD M10 × 15 | 4.6 zp | 500 | 96.60 |
| JD M10 × 20 | 4.6 zp | 500 | 100.20 |
| JD M10 × 25 | 4.6 zp | 500 | 103.15 |
| JD M10 × 30 | 4.6 zp | 500 | 106.75 |
| JD M10 × 40 | 4.6 zp | 100 | 121.90 |
| JD M10 × 50 | 4.6 zp | 100 | 132.50 |
| JD M10 × 60 | 4.6 zp | 100 | 138.60 |
| JD M10 × 80 | 4.6 zp | 50 | 200.40 |
| JD M10 × 100 | 4.6 zp | 50 | 267.95 |
| JD M10 × 125 | 4.6 zp | 50 | 411.35 |
| JD M10 × 150 | 4.6 zp | 100 | 500.75 |
| JD M10 × 200 | 4.6 zp | 50 | Price on request |
| JD M12 × 30 | 4.6 zp ²⁾ | 200 | 186.45 |
| JD M12 × 40 | 4.6 zp ²⁾ | 100 | 192.75 |
| JD M12 × 50 | 4.6 zp ²⁾ | 100 | 203.35 |
| JD M12 × 80 | 4.6 zp ²⁾ | 100 | 221.75 |
| Hot-dip galvanised (hdg), Grade 4.6 | | | |
| JD M10 × 30 | 4.6 hdg | 500 | 106.75 |
| JD M10 × 40 | 4.6 hdg | 100 | 121.90 |
| JD M10 × 60 | 4.6 hdg | 100 | 138.60 |
| JD M10 × 80 | 4.6 hdg | 50 | 200.40 |
| JD M10 × 100 | 4.6 hdg | 50 | 267.95 |
| JD M12 × 50 | 4.6 hdg ²⁾ | 100 | 203.35 |

¹⁾ T-bolts JD in combination with profile W 29/20 are not suitable for supporting longitudinal loads

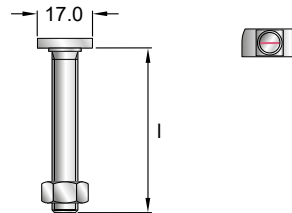
²⁾ JD M 12 not suitable for profile K 28/12

Hammer-Head T-Bolts JD

| Thread × Length l in mm | | Packing Unit | Price in €/ 100 Pieces |
|---|-------|-----------------|---------------------------|
| Stainless Steel, Quality A4-50/ A4-70 / FA-70³⁾ | | | |
| JD M8 × 30 | A4-50 | 100 | 696.00 |
| JD M10 × 20 | A4-50 | 100 | 714.20 |
| JD M10 × 25 | A4-70 | 100 | 745.80 |
| JD M10 × 30 | A4-70 | 100 | 778.20 |
| JD M10 × 40 | A4-70 | 100 | 839.50 |
| JD M10 × 50 | A4-70 | 100 | 912.75 |
| JD M10 × 60 | A4-70 | 100 | 969.55 |
| JD M10 × 80 | A4-50 | 100 | 1,193.20 |
| JD M10 × 100 | A4-50 | 50 | 1,576.85 |
| JD M10 × 125 | A4-50 | 50 | Prices on request |
| JD M10 × 150 | A4-50 | 50 | |
| JD M10 × 200 | A4-50 | 50 | |

³⁾ delivery subject to confirmation

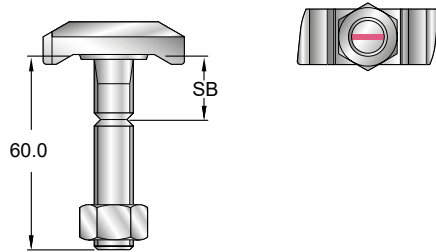
Hammer-Head T-Bolts JG



For profile: K 21/12

| Thread × Length l in mm | | Packing Unit | Price in €/ 100 Pieces |
|---------------------------------------|--------|-----------------|---------------------------|
| Zinc-plated(zp), Grade 4.6 | | | |
| JG M6 × 15 | 4.6 zp | 500 | 75.35 |
| JG M6 × 20 | 4.6 zp | 500 | 80.00 |
| JG M8 × 15 | 4.6 zp | 400 | 75.35 |
| JG M8 × 20 | 4.6 zp | 400 | 78.55 |
| JG M8 × 30 | 4.6 zp | 400 | 81.70 |
| JG M8 × 60 | 4.6 zp | 100 | 117.15 |
| Stainless Steel, Quality A4-50 | | | |
| JG M8 × 40 | A4-50 | 250 | 679.80 |

Breaking Point T-Bolts¹⁾ JB-SB, JH-SB



JB-SB for profiles:
W 55/42, W 53/34, K 53/34, K 50/40, W 50+, W 50/30,
K 50/30, K 48/26
JH-SB for profiles:
K 38/17, K 36/36, K 36/20, W 38/23

| Thread x Length l in mm | Price in €/ 100 Pieces |
|------------------------------------|---------------------------|
| Zinc-plated(zp), Grade 4.6 | |
| JB M12 x 60 - SB 20 4.6 zp | Prices on request |
| JB M12 x 60 - SB 25 4.6 zp | |
| JB M12 x 100 - SB 20 4.6 zp | |
| JH M12 x 60 - SB 20 4.6 zp | |
| JH M12 x 60 - SB 25 4.6 zp | |

¹⁾ With breaking point (SB) for concrete formwork,
for example for formwork carriage in tunneling

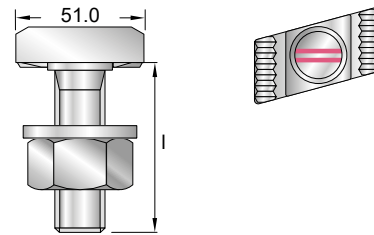
Ordering Example Breaking Point T-Bolts

| Type | Thread | Length l | Material |
|------|--------|------------|----------|
| JB | M12 x | 60 - SB 20 | 4.6 hdg |

Further Information:

- All T-bolt prices include nuts.
- Washers need to be ordered separately.

Toothed T-Bolts JXE

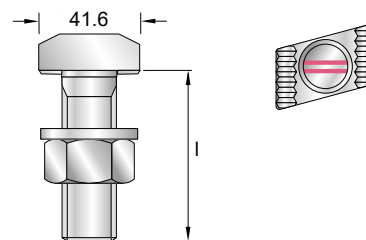


For profiles: JXA and JXM W 64/44

| Thread x Length l in mm | Packing Unit | Price in €/ 100 Pieces |
|---|-----------------|---------------------------|
| Hot-dip galvanised (hdg), Grade 8.8 | | |
| JXE M20 x 60 8.8 hdg | 50 | 2,081.70 |
| JXE M20 x 100 8.8 hdg | 25 | 2,468.60 |
| JXE M20 x 150 8.8 hdg | 25 | 3,028.55 |
| JXE M24 x 75 8.8 hdg | 25 | Prices on request |
| JXE M24 x 100 8.8 hdg | 25 | |
| JXE M24 x 150 8.8 hdg | 25 | |
| Stainless Steel, Quality FA-70 (1.4462)²⁾ | | |
| JXE M20 x 50 FA-70 | 50 | Prices on request |
| JXE M20 x 100 FA-70 | 25 | |

²⁾ Description of FA also applies to F4 (1.4462)

Toothed T-Bolts JXB

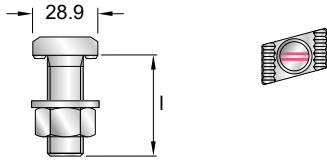


For profiles: JXA and JXM W 53/34

| Thread x Length l in mm | Packing Unit | Price in €/ 100 Pieces |
|---|-----------------|---------------------------|
| Hot-dip galvanised (hdg), Grade 8.8 | | |
| JXB M16 x 60 8.8 hdg | 50 | 1,573.35 |
| JXB M16 x 80 8.8 hdg | 25 | 1,622.05 |
| JXB M16 x 100 8.8 hdg | 25 | 1,672.25 |
| JXB M20 x 55 8.8 hdg | 25 | 1,732.65 |
| JXB M20 x 65 8.8 hdg | 25 | 1,821.85 |
| JXB M20 x 80 8.8 hdg | 25 | 1,872.45 |
| JXB M20 x 100 8.8 hdg | 25 | 1,930.45 |
| JXB M20 x 150 8.8 hdg | 25 | Price on request |
| Stainless Steel, Quality FA-70 (1.4462)³⁾ | | |
| JXB M16 x 60 FA-70 | 25 | Prices on request |
| JXB M16 x 100 FA-70 | 25 | |
| JXB M20 x 80 FA-70 | 25 | |
| JXB M20 x 100 FA-70 | 25 | |
| JXB M20 x 125 FA-70 | 25 | |

³⁾ Description of FA also applies to F4 (1.4462)

Toothed T-Bolts JXH



For profiles: JXA and JXM W 38/23

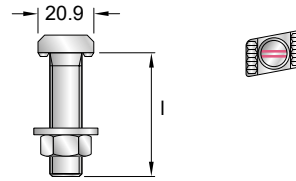
| Thread × Length l in mm | | Packing Unit | Price in €/ 100 Pieces |
|---|---------|-----------------|---------------------------|
| Zinc-plated(zp), Grade 8.8 | | | |
| JXH M12 × 30 | 8.8 zp | 100 | 389.80 |
| JXH M12 × 50 | 8.8 zp | 100 | 419.20 |
| JXH M12 × 100 | 8.8 zp | 25 | 892.30 |
| JXH M16 × 40 | 8.8 zp | 50 | 535.35 |
| JXH M16 × 60 | 8.8 zp | 50 | 584.05 |
| JXH M16 × 125 | 8.8 zp | 25 | 999.65 |
| Hot-dip galvanised (hdg), Grade 8.8 | | | |
| JXH M12 × 30 | 8.8 hdg | 100 | 389.80 |
| JXH M12 × 40 | 8.8 hdg | 100 | 400.00 |
| JXH M12 × 50 | 8.8 hdg | 100 | 419.20 |
| JXH M12 × 60 | 8.8 hdg | 50 | 464.10 |
| JXH M12 × 80 | 8.8 hdg | 50 | 674.30 |
| JXH M12 × 100 | 8.8 hdg | 25 | 892.30 |
| JXH M16 × 30 | 8.8 hdg | 50 | 492.60 |
| JXH M16 × 40 | 8.8 hdg | 50 | 535.35 |
| JXH M16 × 50 | 8.8 hdg | 50 | 555.50 |
| JXH M16 × 60 | 8.8 hdg | 50 | 584.05 |
| JXH M16 × 80 | 8.8 hdg | 50 | 695.05 |
| JXH M16 × 100 | 8.8 hdg | 25 | 741.75 |
| JXH M16 × 125 | 8.8 hdg | 25 | 999.65 |
| JXH M16 × 150 | 8.8 hdg | 25 | 1,681.60 |
| JXH M16 × 200 | 8.8 hdg | 25 | 1,955.85 |
| Stainless Steel, Quality FA-70 (1.4462)¹⁾ | | | |
| JXH M12 × 40 | FA-70 | 50 | Prices on request |
| JXH M12 × 60 | FA-70 | 50 | |
| JXH M12 × 80 | FA-70 | 50 | |
| JXH M16 × 60 | FA-70 | 25 | Prices on request |
| JXH M16 × 80 | FA-70 | 25 | |
| JXH M16 × 100 | FA-70 | 25 | |
| JXH M16 × 150 | FA-70 | 25 | |

¹⁾ Description of FA also applies to F4 (1.4462)

Ordering Example T-Bolts

| Type | Thread | Length l | Material |
|------|--------|----------|----------|
| JXH | M16 x | 60 | 8.8 zp |

Toothed T-Bolts JXD

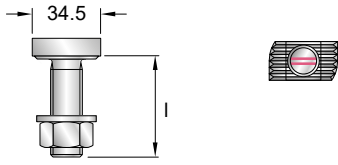


For profiles: JXA and JXM W 29/20

| Thread × Length l in mm | | Packing Unit | Price in €/ 100 Pieces |
|---|---------|-----------------|---------------------------|
| Zinc-plated(zp), Grade 8.8 | | | |
| JXD M12 × 30 | 8.8 zp | 100 | 296.90 |
| JXD M12 × 50 | 8.8 zp | 100 | 345.60 |
| JXD M12 × 100 | 8.8 zp | 50 | 499.55 |
| Hot-dip galvanised (hdg), Grade 8.8 | | | |
| JXD M10 × 40 | 8.8 hdg | 100 | 270.30 |
| JXD M12 × 30 | 8.8 hdg | 100 | 296.90 |
| JXD M12 × 40 | 8.8 hdg | 100 | 321.25 |
| JXD M12 × 50 | 8.8 hdg | 100 | 345.60 |
| JXD M12 × 60 | 8.8 hdg | 100 | 393.40 |
| JXD M12 × 80 | 8.8 hdg | 100 | 453.15 |
| JXD M12 × 100 | 8.8 hdg | 50 | 499.55 |
| JXD M12 × 150 | 8.8 hdg | 25 | 1,315.50 |
| Stainless Steel, Quality FA-70 (1.4462)¹⁾ | | | |
| JXD M12 × 40 | FA-70 | 50 | 2,141.80 |
| JXD M12 × 60 | FA-70 | 50 | 2,341.00 |
| JXD M12 × 80 | FA-70 | 50 | 2,540.05 |

¹⁾ Description of FA also applies to F4 (1.4462)

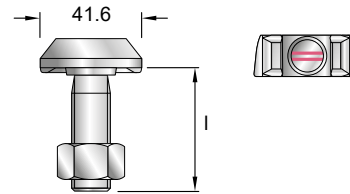
Toothed T-Bolts JZS



For profiles: JZA and JZM K 41/22

| Thread × Length l in mm | | Packing Unit | Price in €/ 100 Pieces |
|--|---------|-----------------|---------------------------|
| Hot-dip galvanised (hdg), Grade 8.8 | | | |
| JZS M10 × 40 | 8.8 hdg | 50 | 416.95 |
| JZS M12 × 35 | 8.8 hdg | 50 | 463.60 |
| JZS M12 × 50 | 8.8 hdg | 50 | 505.15 |
| JZS M12 × 80 | 8.8 hdg | 50 | 747.60 |
| JZS M16 × 50 | 8.8 hdg | 50 | 773.15 |
| JZS M16 × 80 | 8.8 hdg | 50 | 909.55 |
| JZS M16 × 100 | 8.8 hdg | 50 | 1,075.20 |
| Stainless Steel, Quality A4-50 | | | |
| JZS M12 × 35 | A4-50 | 50 | 2,981.65 |
| JZS M12 × 50 | A4-50 | 50 | 3,245.10 |
| JZS M12 × 80 | A4-50 | 50 | 3,445.60 |
| JZS M16 × 35 | A4-50 | 25 | 2,559.85 |
| JZS M16 × 50 | A4-50 | 25 | 3,043.50 |
| JZS M16 × 80 | A4-50 | 25 | 3,860.35 |
| JZS M16 × 100 | A4-50 | 25 | 4,130.05 |

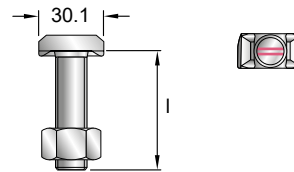
Double-Notch Toothed T-Bolts JKB



For profiles: W 50/30, W 50+, W 53/34

| Thread × Length l in mm | | Packing Unit | Price in €/ 100 Pieces |
|--|---------|-----------------|---------------------------|
| Hot-dip galvanised (hdg), Grade 8.8 | | | |
| JKB M16 × 40 | 8.8 hdg | 50 | 702.60 |
| JKB M16 × 50 | 8.8 hdg | 50 | 720.10 |
| JKB M16 × 60 | 8.8 hdg | 50 | 737.50 |
| JKB M16 × 80 | 8.8 hdg | 25 | 793.30 |
| JKB M16 × 100 | 8.8 hdg | 25 | 822.75 |
| JKB M20 × 45 | 8.8 hdg | 25 | 805.40 |
| JKB M20 × 60 | 8.8 hdg | 25 | 819.25 |
| JKB M20 × 70 | 8.8 hdg | 25 | 864.25 |
| JKB M20 × 80 | 8.8 hdg | 25 | 964.60 |

Double-Notch Toothed T-Bolts JKC



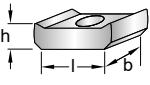
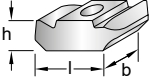
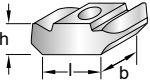
For profiles: W 40+, W 40/22

| Thread × Length l in mm | | Packing Unit | Price in €/ 100 Pieces |
|--|---------|-----------------|---------------------------|
| Hot-dip galvanised (hdg), Grade 8.8 | | | |
| JKC M16 × 40 | 8.8 hdg | 50 | 497.80 |
| JKC M16 × 50 | 8.8 hdg | 50 | 514.25 |
| JKC M16 × 60 | 8.8 hdg | 50 | 563.60 |
| JKC M16 × 80 | 8.8 hdg | 25 | 658.10 |

Further Information:

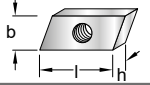
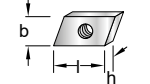
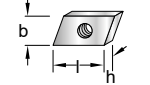
- All T-bolt prices include nuts.
- Washers need to be ordered separately.

Hooked-Head Sliding Nuts JGM¹⁾ (Forged)

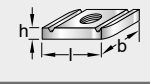
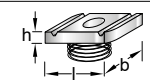
| | For profile | Material | Thread | | | | | |
|---|--|-----------------|-------------------|--------------|--------------|--------------|--------------|--------------|
| | | | M6 | M8 | M10 | M12 | | M16 |
| Price in €/100 Pieces | | | | | | | | |
| JGM A  | W 72/48 K 72/48 | I × b × h in mm | – | – | – | 57 × 31 × 22 | 57 × 31 × 22 | 57 × 31 × 22 |
| | | Packing Unit | – | – | – | 50 | 50 | 50 |
| | | zp | Price on request | | | 1,143.20 | 1,143.20 | 1,143.20 |
| | | A4 | Prices on request | | | | | |
| JGM B  | W 55/42 W 53/34 W 50+ W 50/30 K 53/34 K 50/40 K 50/30 K 48/26 | I × b × h in mm | 41 × 21 × 16 | 41 × 21 × 16 | 41 × 21 × 16 | 41 × 21 × 16 | 41 × 26 × 16 | – |
| | | Packing Unit | 100 | 100 | 100 | 100 | 100 | – |
| | | zp | 305.70 | 305.70 | 305.70 | 305.70 | 461.30 | – |
| | | A4 | 1,823.45 | 1,823.45 | 1,823.45 | 1,823.45 | 1,823.45 | – |
| JGM C  | W 40+ W 40/22 K 40/25 K 40/22 | I × b × h in mm | 32 × 17 × 11 | 32 × 17 × 11 | 32 × 17 × 11 | 32 × 17 × 11 | 32 × 23 × 13 | – |
| | | Packing Unit | 250 | 250 | 250 | 250 | 250 | – |
| | | zp | 242.80 | 242.80 | 242.80 | 268.00 | 377.05 | – |
| | | A4 | 1,762.85 | 1,762.85 | 1,762.85 | 1,793.10 | 1,793.10 | – |

¹⁾ JORDAHL® sliding nuts for mounting channels are available on request.

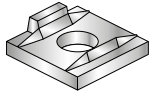
Hammer-Head Sliding Nuts JGM (Flat Steel)

| | For profile | Material | Thread | | | | | |
|---|--|-----------------|-------------|-------------|-------------|-------------|-------------|-------------|
| | | | M4 | M5 | M6 | M8 | | M10 |
| Price in €/100 Pieces | | | | | | | | |
| JGM H  | K 38/17 K 36/36 K 36/20 | I × b × h in mm | – | 30 × 14 × 6 | 30 × 14 × 6 | 30 × 14 × 6 | 30 × 18 × 8 | 30 × 18 × 8 |
| | | Packing Unit | – | 500 | 500 | 500 | 300 | 300 |
| | | zp | – | 109.30 | 109.30 | 109.30 | 109.30 | 109.30 |
| | | A4 | – | – | 946.95 | 946.95 | 946.95 | 946.95 |
| JGM D  | K 28/15 K 28/28 K 28/12 | I × b × h in mm | 21 × 12 × 4 | 21 × 12 × 4 | 21 × 12 × 4 | 21 × 12 × 6 | 18 × 14 × 6 | – |
| | | Packing Unit | 1,000 | 1,000 | 1,000 | 1,000 | 1,000 | – |
| | | zp | 52.40 | 52.40 | 52.40 | 52.40 | 52.40 | – |
| | | Packing Unit | 400 | 400 | 400 | 400 | 1,000 | – |
| JGM G  | K 21/12 | I × b × h in mm | 16 × 12 × 4 | 16 × 12 × 4 | 16 × 12 × 4 | 16 × 12 × 6 | – | – |
| | | Packing Unit | 1,000 | 1,000 | 1,000 | 1,000 | – | – |
| | | zp | 50.80 | 50.80 | 50.80 | 50.80 | – | – |
| | | A4 | 543.15 | 543.15 | 543.15 | 543.15 | – | – |

Channel Nuts JAM

| | For profile | Material | Thread | | | |
|--|----------------|-----------------|-------------|-------------|-------------|---------------|
| | | | M6 | M8 | M10 | M12 |
| Price in €/100 Pieces | | | | | | |
| JAM 22  | K 41/41 | I × b × h in mm | 35 × 20 × 6 | 35 × 20 × 6 | 35 × 20 × 8 | 35 × 20 × 9.5 |
| | | Packing Unit | 500 | 500 | 500 | 500 |
| | | zp | 96.90 | 105.85 | 121.90 | 135.15 |
| | | hdg | 124.85 | 133.80 | 151.40 | – |
| JAM F 22 with spring  | K 41/41 | I × b × h in mm | 35 × 20 × 6 | 35 × 20 × 6 | 35 × 20 × 8 | 35 × 20 × 9.5 |
| | | Packing Unit | 500 | 500 | 500 | 500 |
| | | zp | 117.90 | 126.55 | 136.60 | 154.40 |
| | | hdg | 141.45 | 150.10 | 162.90 | 187.85 |

Notch Toothed Shims JKZS



| Type | Material | For Bolts | Price in €/100 Pieces |
|------|----------|-----------|-----------------------|
| 16 | hdg | M16 8.8 | 391.20 |

Hexagon Nuts

(DIN EN ISO 4032, DIN 934)



| Material | Thread | | | | | | |
|----------|-----------------------|-------|-------|-------|--------|--------|--------|
| | M6 | M8 | M10 | M12 | M16 | M20 | M24 |
| | Price in €/100 Pieces | | | | | | |
| zp | 3.30 | 6.35 | 12.70 | 20.60 | 40.10 | 81.40 | 143.65 |
| hdg | – | – | 14.20 | 20.60 | 40.80 | 83.35 | 143.65 |
| A4 | 11.80 | 22.35 | 51.55 | 79.00 | 143.60 | 278.05 | 684.40 |

Washers

(DIN EN ISO 7089, without Chamfer)

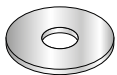


| Material | Internal Diameter in mm | | | | | | | | |
|----------|-------------------------|------------------|-------|-------|----------------------|--------|--------|--------|--------|
| | M6 ²⁾ | M8 ²⁾ | M10 | M12 | M16 | M20 | M24 | M27 | M30 |
| | 140 HV ¹⁾ | | | | 200 HV ¹⁾ | | | | |
| | Price in €/100 Pieces | | | | | | | | |
| zp | 3.70 | 5.40 | 9.10 | 10.75 | 19.65 | 38.40 | 55.45 | 86.30 | 93.40 |
| hdg | – | – | 13.65 | 16.15 | 29.45 | 57.55 | 83.15 | 116.85 | 143.70 |
| A4 | 14.50 | 23.65 | 40.55 | 68.40 | 124.65 | 183.75 | 258.65 | 385.30 | 462.05 |

¹⁾ Vickers hardness. ²⁾ DIN 125

Washers

(DIN EN ISO 7093-1, DIN 9021)



| Material | Internal Diameter in mm | | | | | |
|----------|-------------------------|-------|-------|--------|--------|--------|
| | M6 | M8 | M10 | M12 | M16 | M20 |
| | Price in €/100 Pieces | | | | | |
| zp | 8.85 | 11.65 | 16.15 | 28.30 | 47.85 | 143.80 |
| hdg | – | – | 16.15 | 28.30 | 47.85 | 143.80 |
| A4 | 37.05 | 49.05 | 66.10 | 132.05 | 167.75 | 471.20 |

Spring Washers

(DIN 127 –Shape B)



| Type | FR 6 | FR 8 | FR 10 | FR 12 | FR 16 | FR 20 | FR 24 |
|-------|-----------------------|-------|-------|-------|--------|--------|-------|
| Shape | B 6 | B 8 | B 10 | B 12 | B 16 | B 20 | B 24 |
| | Price in €/100 Pieces | | | | | | |
| zp | 3.30 | 3.80 | 5.70 | 8.70 | 19.70 | 31.55 | 62.15 |
| A4 | 12.30 | 24.30 | 38.25 | 52.90 | 128.65 | 182.85 | – |

Hexagonal Coupling Sleeves VMSK



| Material | Thread × Length in mm | | | |
|----------|-----------------------|----------|----------|----------|
| | M10 × 25 | M12 × 30 | M16 × 40 | M20 × 50 |
| | Price in €/100 Pieces | | | |
| zp | 246.40 | 286.35 | 435.90 | 636.10 |
| A4 | Prices on request | | | |

Coupling Sleeves Round VM

| Material | Thread × Length in mm | | | | | |
|----------|-----------------------|---------|----------|----------|----------|----------|
| | M6 × 20 | M8 × 20 | M10 × 25 | M12 × 30 | M16 × 40 | M20 × 50 |
| zp | 53.90 | 74.20 | 120.25 | 191.25 | 306.65 | 537.55 |
| A4 | Prices on request | | | | | |

Flange Nuts SKF

| Material | Thread | |
|----------|--------|-------|
| | M12 | M16 |
| zp | 19.20 | 46.15 |

Installation Cone JIC

| Material | Thread |
|------------------|------------------|
| | M16 |
| 8.8 carbon steel | Price on request |

Horseshoe Shims JVS¹⁾

| Article | Material | Height × Width × Ø in mm | Price in €/Piece |
|------------|----------|--------------------------|------------------|
| JVS4003-13 | A4 | 3 × 40 × 13 | 1.95 |
| JVS6504-17 | A4 | 4 × 65 × 17 | 5.35 |
| JVS8008-21 | A4 | 8 × 80 × 21 | 18.05 |
| JVS4006-13 | A4 | 6 × 40 × 13 | 4.80 |
| JVS6503-17 | A4 | 3 × 65 × 17 | 4.20 |
| JVS6506-17 | A4 | 6 × 65 × 17 | 9.35 |
| JVS8003-21 | A4 | 3 × 80 × 21 | 6.15 |
| JVS8006-21 | A4 | 6 × 80 × 21 | 12.95 |

¹⁾ Additional sizes can be provided on request

Square Shims JVL¹⁾

| Article | Material | Height × Width × Ø in mm | Price in €/Piece |
|------------|----------|--------------------------|------------------|
| JVL4003-08 | A4 | 3 × 40 × 8 | 1.90 |
| JVL6504-08 | A4 | 4 × 65 × 8 | 5.25 |
| JVL8008-08 | A4 | 8 × 80 × 8 | 17.55 |
| JVL4006-08 | A4 | 6 × 40 × 8 | 4.75 |
| JVL6503-08 | A4 | 3 × 65 × 8 | 4.10 |
| JVL6506-08 | A4 | 6 × 65 × 8 | 9.20 |
| JVL8003-08 | A4 | 3 × 80 × 8 | 5.95 |
| JVL8006-08 | A4 | 6 × 80 × 8 | 12.70 |

¹⁾ Additional sizes can be provided on request

End Anchors JE for Anchor Channels

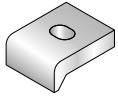
| JE | Type | Corresponding Anchor Channels | Packing Unit | Anchor bolt Thread | Price in €/Piece | |
|------|-------------|-------------------------------|--------------|--------------------|------------------|----|
| | | | | | Material | |
| | | | | | zp | A4 |
| JE 1 | JTA K 28/15 | 25 | M8 | 5.00 | 10.30 | |
| JE 2 | JTA K 38/17 | 25 | M10 | 5.50 | 12.00 | |
| JE 2 | JTA W 40/22 | 25 | M10 | 5.50 | 12.00 | |
| JE 2 | JTA K 40/25 | 25 | M10 | 5.50 | 12.00 | |

Clamping Plates KPA for Crane Rails

| Material | KPA 45 | KPA 55 | KPA 65 | KPA 75 |
|----------|--------|----------|----------|----------|
| | hdg | 1,067.45 | 1,132.10 | 1,196.85 |

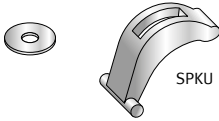
²⁾ Other diameters on request

Clamping Plates KP (DIN 3568)



| Material | KP 50/7 | KP 60/10 | KP 60/11 | KP 60/12 | KP 60/14 | KP 60/16 | KP 60/18 | KP 60/20 |
|-----------|-----------------------|------------|------------|------------|------------|------------|------------|------------|
| | Price in €/100 Pieces | | | | | | | |
| Slot Size | LL 14 × 20 | LL 18 × 24 | LL 18 × 24 | LL 18 × 24 | LL 18 × 24 | LL 18 × 24 | LL 18 × 24 | LL 18 × 24 |
| hdg | 1,002.05 | 1,019.50 | 1,028.20 | 1,121.25 | 1,141.95 | 1,162.65 | 1,183.90 | 1,206.05 |

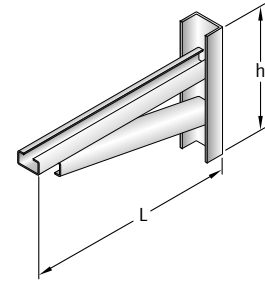
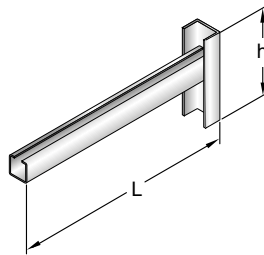
Clamping Claw SPKU with Washer



| Material | Price in €/100 Pieces |
|----------|-----------------------|
| hdg | 980.90 |

Channel Brackets JKO

| Bracket Type | JKO 28/28-1 | JKO 36/36-1 | JKO 36/36-2 |
|--------------|-------------|-------------|-------------|
|--------------|-------------|-------------|-------------|

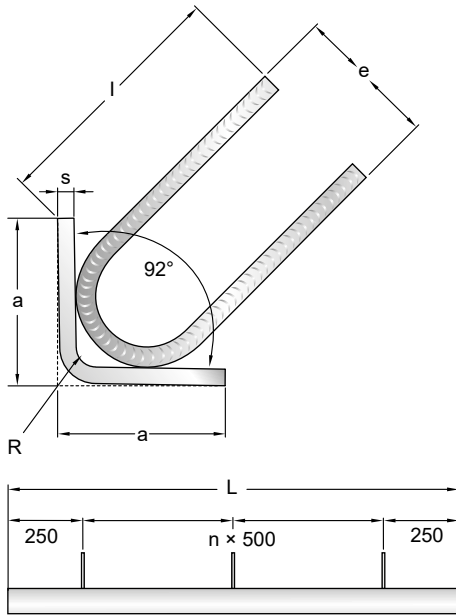


| Profile | K 28/28 | | | | K 36/36 | | | | K 36/36 | | | | |
|-----------------------------|-----------------|-----|-----|-----|-------------------|-----|-----|-----|-------------------|-----|-----|-----|-----|
| Suitable T-bolts | Type JD, M6-M12 | | | | Type JH, M10-M16 | | | | Type JH, M10-M16 | | | | |
| Vertical Profile for T-bolt | U 36/24 M12 | | | | U 45/27 M12 | | | | U 45/27 M12 | | | | |
| Bracket Length L in mm | 100 | 200 | 300 | 400 | 300 | 400 | 500 | 600 | 300 | 400 | 500 | 600 | 700 |
| Height h in mm | 120 | 120 | 120 | 120 | 180 | 180 | 180 | 180 | 208 | 238 | 269 | 300 | 330 |
| Material | hdg | | | | | | | | | | | | |
| Price in €/Piece | A4 | | | | Prices on request | | | | Prices on request | | | | |

Ordering Example Channel Brackets JKO

| Type | Profile | Bracket Length L | Material |
|------|-------------|------------------|----------|
| JKO | - K 28/28-1 | - 100 | - hdg |

Edge Protection Angles JKW



| Type | a/s | Length L in mm | Number of Anchors | Price in €/Piece | |
|------|---------|-------------------|-------------------------|-------------------|-------------------|
| | | | | Material | |
| | | | | hdg | A4/L4/A2 |
| JKW | - 50/5 | - 500 | 2 | Prices on request | Prices on request |
| JKW | - 50/5 | - 750 | 2 | | |
| JKW | - 50/5 | - 1,000 | 2 | | |
| JKW | - 50/5 | - 1,500 | 3 | | |
| JKW | - 50/5 | - 2,000 | 4 | Prices on request | Prices on request |
| JKW | - 80/6 | - 500 | 2 | | |
| JKW | - 80/6 | - 750 | 2 | | |
| JKW | - 80/6 | - 1,000 | 2 | | |
| JKW | - 80/6 | - 1,500 | 3 | Prices on request | Prices on request |
| JKW | - 80/6 | - 2,000 | 4 | | |
| JKW | - 100/6 | - 500 | 2 | | |
| JKW | - 100/6 | - 750 | 2 | | |
| JKW | - 100/6 | - 1,000 | 2 | Prices on request | Prices on request |
| JKW | - 100/6 | - 1,500 | 3 | | |
| JKW | - 100/6 | - 2,000 | 4 | | |
| JKW | - 100/8 | - 500 | 2 | | |
| JKW | - 100/8 | - 750 | 2 | Prices on request | Prices on request |
| JKW | - 100/8 | - 1,000 | 2 | | |
| JKW | - 100/8 | - 1,500 | 3 | | |
| JKW | - 100/8 | - 2,000 | 4 | | |

Material and Design

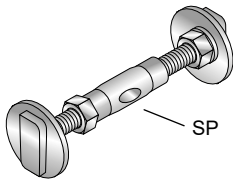
- hdg= hot-dip galvanised 1.0038 /1.0044
- A4 = stainless steel 1.4401/1.4404/1.4571
- L4 = stainless steel lean duplex

Ordering Example Edge Protection Angle JKW

| Type | Length L | Material |
|------------|----------|----------|
| JKW - 50/5 | - 2,000 | - hdg |

Turnbuckle Connections JSV

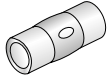
(Material A4)



| JSV | Type | Load Category in kN | Sleeve | T-bolt Left-hand Thread | T-bolt Right-hand Thread | Price in €/Piece |
|-----|----------|------------------------|------------|----------------------------|-----------------------------|---------------------|
| | JSV-28-1 | 3.5 | SP 10 x 50 | JDL M10 x 50 | JD M10 x 40 | 47.45 |
| | JSV-28-2 | 3.5 | SP 10 x 80 | JDL M10 x 50 | JD M10 x 60 | 50.65 |
| | JSV-38-1 | 5.0 | SP 12 x 50 | JHL M12 x 50 | JH M12 x 50 | 65.10 |
| | JSV-38-2 | 5.0 | SP 12 x 80 | JHL M12 x 50 | JH M12 x 60 | 68.65 |
| | JSV-38-3 | 5.0 | SP 12 x 80 | JHL M12 x 50 | JH M12 x 100 | 74.65 |
| | JSV-38-4 | 7.0 | SP 16 x 50 | JHL M16 x 50 | JH M16 x 50 | 91.95 |
| | JSV-38-5 | 7.0 | SP 16 x 80 | JHL M16 x 50 | JH M16 x 80 | 100.45 |
| | JSV-38-6 | 7.0 | SP 16 x 80 | JHL M16 x 50 | JH M16 x 100 | 103.50 |
| | JSV-40-1 | 8.0 | SP 16 x 50 | JCL M16 x 50 | JC M16 x 60 | 102.50 |
| | JSV-40-2 | 8.0 | SP 16 x 80 | JCL M16 x 50 | JC M16 x 60 | 106.45 |
| | JSV-40-3 | 8.0 | SP 16 x 80 | JCL M16 x 50 | JC M16 x 100 | 128.15 |
| | JSV-50-1 | 10.0 | SP 16 x 80 | JBL M16 x 80 | JB M16 x 50 | 135.65 |
| | JSV-50-2 | 10.0 | SP 16 x 80 | JBL M16 x 80 | JB M16 x 80 | 141.00 |
| | JSV-50-3 | 10.0 | SP 16 x 80 | JBL M16 x 80 | JB M16 x 100 | 146.15 |

Turnbuckles SP

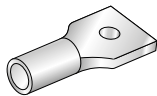
(Material A4)



(with right/
left thread
and hole)

| | SP 10 × 50 | SP 10 × 80 | SP 12 × 50 | SP 12 × 80 | SP 16 × 50 | SP 16 × 80 |
|--|------------------------------|------------|------------|------------|------------|------------|
| | Price in €/100 Pieces | | | | | |
| | 2,283.65 | 2,466.55 | 2,751.65 | 2,940.90 | 3,922.40 | 4,309.15 |

Eyelet Sockets ÖM



| Material | M 8 × 40 | M 10 × 50 | M 12 × 60 | M 16 × 80 |
|----------|------------------------------|-----------|-----------|-----------|
| | Price in €/100 Pieces | | | |
| zp | 135.60 | 140.00 | 152.55 | 328.25 |
| A4 | Prices on request | | | |

Ring Nuts RM


(DIN 582)



| Material | Thread | | | | |
|------------------------------|--------|--------|--------|--------|----------|
| | M 8 | M 10 | M 12 | M 16 | M 20 |
| Price in €/100 Pieces | | | | | |
| carbon steel | 229.65 | 363.45 | 496.00 | 670.05 | 937.85 |
| zp | 322.00 | 426.60 | 557.65 | 781.05 | 1,121.35 |

Threaded Rods GS


(Length l = 1,000 mm)



| Material | Thread | | | | | |
|------------------------------|----------|----------|----------|----------|----------|----------|
| | M 6 | M 8 | M 10 | M 12 | M 16 | M 20 |
| Price in €/100 Pieces | | | | | | |
| zp | 149.45 | 172.75 | 267.95 | 382.00 | 788.75 | 1,161.30 |
| A4 | 1,010.80 | 1,564.95 | 2,454.65 | 3,700.40 | 6,066.10 | 9,829.65 |

Pressure Bolts JDS

(Material A4)



| T-bolt Length in mm | Thread | | | |
|-------------------------|-------------------|-------|-------|-------|
| | M 10 | M 12 | M 16 | M 20 |
| Price in €/Piece | | | | |
| 80 | 11.20 | 12.85 | 20.40 | 36.10 |
| 100 | 11.20 | 12.85 | 20.40 | 36.10 |
| 120 | 11.20 | 12.85 | 20.40 | 36.10 |
| 140 | 11.20 | 12.85 | 20.40 | 36.10 |
| 160 | 11.60 | 12.85 | 20.40 | 36.10 |
| 180 | 11.90 | 14.20 | 21.45 | 39.70 |
| 200 | 12.85 | 14.20 | 21.45 | 39.70 |
| 220 / 240 ¹⁾ | Prices on request | | | |

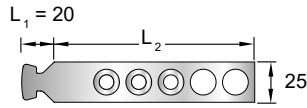
| | | | | | |
|----------------------|---------------------|------|------|------|------|
| Round plastic sleeve | Sleeve length 80 mm | 1.45 | 1.50 | 1.65 | 1.65 |
|----------------------|---------------------|------|------|------|------|

¹⁾ No standard T-bolt length

Brick Tie Anchors JMA

Series 12 Type JMA-.../12¹⁾

For profiles: Kt 25/15-D, K 28/15

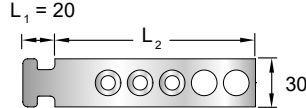


| Length L ₂ in mm | Material Price in €/100 Pieces | |
|--------------------------------|-----------------------------------|--------|
| | hdg | A4 |
| 85 | 82.80 | 369.95 |
| 120 | 94.55 | 451.60 |
| 180 | 132.30 | 556.90 |
| 300 | 244.90 | 818.90 |

¹⁾Packing Unit= 100 Pieces

Series 18 Type JMA-.../18¹⁾

For profile: K 38/17



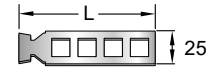
| Length L ₂ in mm | Material Price in €/100 Pieces | |
|--------------------------------|-----------------------------------|--------|
| | hdg | A4 |
| 85 | 99.15 | 458.60 |
| 120 | 120.10 | 508.75 |
| 180 | 160.80 | 600.25 |
| 300 | 285.50 | 908.35 |

¹⁾Packing Unit= 100 Pieces

Thin-Bed Brick Tie Anchors JMA-D

Series 12 Type JMA-...-D/12¹⁾

For profiles: Kt 25/15-D, K 28/15



| Length L in mm | Material Price in €/100 Pieces |
|-------------------|-----------------------------------|
| | A2 |
| 125 | 233.10 |
| 185 | 266.95 |
| 245 | 301.15 |

¹⁾Packing Unit= 100 Pieces

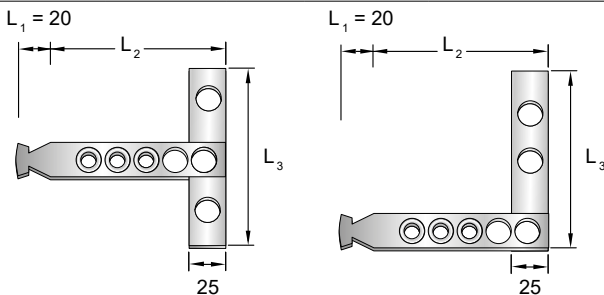
Brick Tie Anchors JMA-Q and JMA-QE

Series 12

Type JMA-... x ...-Q/12

Type JMA-... x ...-QE/12

For profiles: Kt 25/15-D, K 28/15



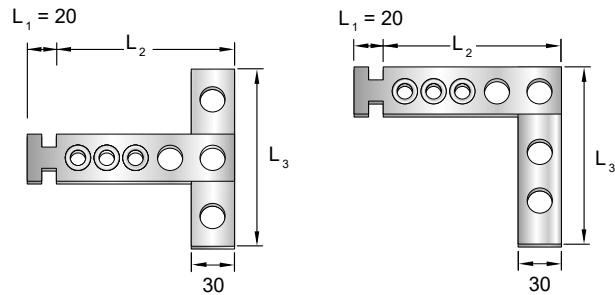
| Length L ₂ in mm | Length L ₃ in mm | Material Price in €/100 Pieces | |
|--------------------------------|--------------------------------|-----------------------------------|----------|
| | | hdg | A4 |
| 85 | 120 | 960.05 | 1,473.45 |
| 120 | 120 | 984.45 | 1,552.25 |
| 180 | 120 | 1,027.30 | 1,696.35 |
| 300 | 120 | 1,199.10 | 2,306.50 |
| 85 | 180 | 1,008.90 | 1,624.05 |
| 120 | 180 | 1,027.30 | 1,696.35 |
| 180 | 180 | 1,076.30 | 1,840.45 |
| 300 | 180 | 1,224.65 | 2,409.05 |
| 85 | 300 | 1,185.75 | 2,244.70 |
| 120 | 300 | 1,199.10 | 2,306.50 |
| 180 | 300 | 1,224.65 | 2,397.30 |
| 300 | 300 | 1,412.40 | 3,045.35 |

Series 18

Type JMA-... x ...-Q/18

Type JMA-... x ...-QE/18

For profile: K 38/17



| Length L ₂ in mm | Length L ₃ in mm | Material Price in €/100 Pieces | |
|--------------------------------|--------------------------------|-----------------------------------|----------|
| | | hdg | A4 |
| 85 | 120 | 1,029.10 | 1,670.10 |
| 120 | 120 | 1,058.05 | 1,781.05 |
| 180 | 120 | 1,127.85 | 2,025.15 |
| 300 | 120 | 1,257.80 | 2,450.05 |
| 85 | 180 | 1,092.90 | 1,914.20 |
| 120 | 180 | 1,127.80 | 2,025.15 |
| 180 | 180 | 1,197.60 | 2,263.60 |
| 300 | 180 | 1,289.25 | 2,575.85 |
| 85 | 300 | 1,239.85 | 2,377.15 |
| 120 | 300 | 1,257.80 | 2,450.05 |
| 180 | 300 | 1,289.25 | 2,575.65 |
| 300 | 300 | 1,453.30 | 3,073.80 |

Ordering Example Brick Tie Anchors

| Type | Length L ₂ × L ₃ | Series | Material |
|------|--|---------|----------|
| JMA | - 85 × 120 - | QE / 12 | - hdg |

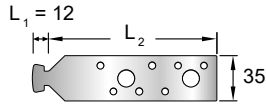
Ordering Example Brick Tie Anchors

| Type | Length | Series | Material |
|------|---------|--------|----------|
| JMA | - 180 - | 12 | - A4 |

Nail Anchors JNA

Series 12 Type JNA-.../12¹⁾

For profiles: Kt 25/15-D, K 28/15

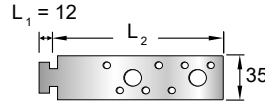


| Length L ₂ in mm | Material Price in €/100 Pieces | |
|--------------------------------|--------------------------------|--------|
| | hdg | |
| 100 | hdg | 175.80 |
| 130 | | 204.40 |
| 200 | | 268.95 |

¹⁾Packing Unit= 100 Pieces

Series 18 Type JNA-.../18¹⁾

For profile: K 38/17



| Length L ₂ in mm | Material Price in €/100 Pieces | |
|--------------------------------|--------------------------------|--------|
| | hdg | |
| 100 | hdg | 175.80 |
| 130 | | 204.40 |
| 200 | | 268.95 |

¹⁾Packing Unit= 100 Pieces

Sliding Sleeves JMA-G

JMA-G 150/12

for Brick Tie Anchor: JMA 120/12

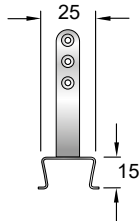


| Price in €/100 Pieces | |
|-----------------------|--------|
| | 157.90 |

Channels for Brick Ties

Kt 25/15-D²⁾

Brick Tie Anchor: Series 12
 Weight: 0.34 kg/m



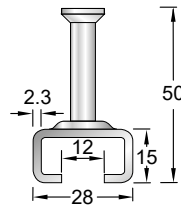
| Anchor Piece/m | Material Price in €/m | |
|----------------|-----------------------|-------|
| | hdg | A4 |
| 6/m | 5.00 | 21.75 |

²⁾ Pack.-unit 1 bundle = 100 pieces stock length = 2,500 and 5,000 mm (- 0/+ 50 mm) no cut length

³⁾ Stock length: see page 9

JTA K 28/15³⁾

Brick Tie Anchor: Series 12
 Weight: 1.20 kg/m

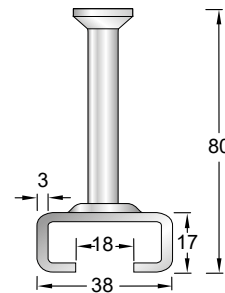


| Anchor Piece/m | Material Price in €/m | |
|----------------|-----------------------|-------|
| | hdg | A4 |
| 5/m | 21.75 | 74.60 |

Cut Length Surcharge 10% 10%

JTA K 38/17³⁾

Brick Tie Anchor: Series 18
 Weight: 2.05 kg/m



| Anchor Piece/m | Material Price in €/m | |
|----------------|-----------------------|--------|
| | hdg | A4 |
| 5/m | 29.05 | 112.65 |

Cut Length Surcharge 10% 10%

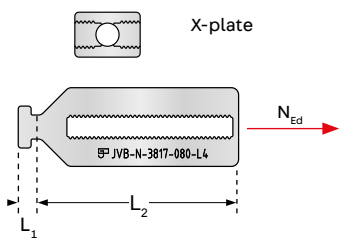
Further Information and Anchor Design:

- Detailed Information about Lengths, Weights, K 38/17 with shortened anchors and much more, see page 9
- All prices incl. foam filling and nail holes

Material and Design

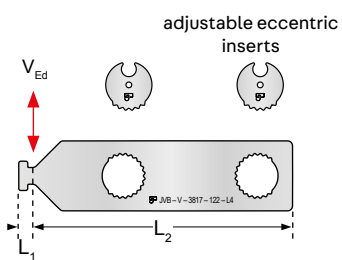
- K = cold-formed
- hdg = hot-dip galvanised 1.0038 /1.0044
- sv = pre-galvanised 1.0038
- A2 = stainless steel 1.4301/1.4541
- A4 = stainless steel 1.4401/1.4404/1.4571

Toothed Straps JVB-N (for longitudinal tension loads)

| JVB-N | Type | Length L ₁ in mm | Length L ₂ in mm | Material Price in € ¹⁾ /Piece | |
|---|---------------|--------------------------------|--------------------------------|---|-------|
| | | | | zp | L4 |
|  | JVB-N-2815-55 | 10 | 92 | 18.70 | 54.60 |
| | JVB-N-2815-60 | 10 | 104 | 18.95 | 56.30 |
| | JVB-N-2815-80 | 10 | 143 | 20.60 | 62.50 |
| | JVB-N-3817-55 | 12 | 88 | 20.30 | 57.95 |
| | JVB-N-3817-65 | 12 | 112 | 22.05 | 63.00 |
| | JVB-N-3817-80 | 12 | 142 | 24.15 | 68.55 |
| | JVB-N-5030-60 | 22 | 104 | 24.80 | 89.80 |
| | JVB-N-5030-70 | 22 | 122 | 26.85 | 94.25 |
| | JVB-N-5030-80 | 22 | 143 | 29.15 | 99.25 |

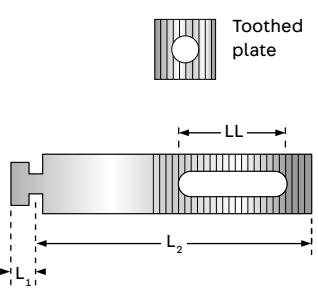
¹⁾ Price incl. X-plate

Toothed Straps JVB-V (for transverse shear loads)

| JVB-V | Type | Length L ₁ in mm | Length L ₂ in mm | Material Price in € ¹⁾ /Piece | |
|--|----------------|--------------------------------|--------------------------------|---|--------|
| | | | | zp | L4 |
|  | JVB-V-2815-108 | 10 | 273 | 28.05 | 52.40 |
| | JVB-V-3817-122 | 12 | 327 | 44.05 | 82.50 |
| | JVB-V-5030-152 | 22 | 392 | 60.00 | 123.20 |

¹⁾ Price incl. 2x adjustable eccentric inserts

Toothed Straps JVB-Z (for longitudinal tension loads)

| JVB-Z | Type | Series/ Slot Size | Length L ₁ in mm | Length L ₂ in mm | Material Price in € ¹⁾ /100 Pieces | | |
|---|--------------|------------------------------|--------------------------------|--------------------------------|--|----------|----------|
| | | | | | zp | A4 | |
|  | JVB-90-Z/12 | 12 For profile K 28/15 | 10 | 90 | 1,087.75 | 1,624.45 | |
| | JVB-115-Z/12 | | 10 | 115 | 1,111.80 | 1,864.75 | |
| | JVB-140-Z/12 | | 10 | 140 | 1,123.80 | 1,933.40 | |
| | JVB-165-Z/12 | | 10 | 165 | 1,135.90 | 1,996.30 | |
| | JVB-190-Z/12 | | 10 | 190 | 1,153.85 | 2,007.75 | |
| | JVB-215-Z/12 | LL 11x55 | 10 | 215 | 1,165.85 | 2,093.60 | |
| | JVB-240-Z/12 | | 10 | 240 | 1,177.85 | 2,185.05 | |
| | JVB-115-Z/18 | | 18 For profile K 38/17 | 12 | 115 | 1,262.00 | 2,270.85 |
| | JVB-140-Z/18 | | | 12 | 140 | 1,268.10 | 2,322.40 |
| | JVB-165-Z/18 | | | 12 | 165 | 1,274.00 | 2,373.85 |
| | JVB-190-Z/18 | 12 | | 190 | 1,286.05 | 2,482.50 | |
| | JVB-215-Z/18 | LL 13x55 | | 12 | 215 | 1,328.15 | 2,551.15 |
| | JVB-240-Z/18 | | 12 | 240 | 1,352.25 | 2,677.05 | |

¹⁾ Price incl. toothed plate 30 × 30 mm

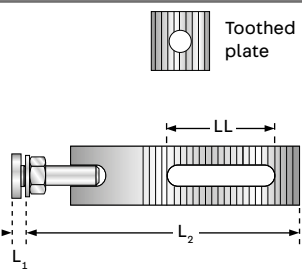
Material and Design

- zp = zinc-plated
- A4 = stainless steel 1.4401/1.4404/1.4571
- L4 = stainless steel lean duplex

Ordering Example Toothed Straps JVB-N

| Type | Material |
|---------------|----------|
| JVB-N-3817-55 | L4 |

Toothed Straps JVB-ZS (for longitudinal tension and compression loads)

| JVB-ZS | Type | Series / Slot Size | Length L ₁ in mm | Length L ₂ in mm | Material | |
|---|---------------|------------------------------|-----------------------------|-----------------------------|--------------------------------------|----------|
| | | | | | Price in € ¹⁾ /100 Pieces | |
| | | | | | zp | A4 |
|  | JVB-115-ZS/12 | 12 For profile K 28/15 | 7 | 115 | 1,887.05 | 3,523.55 |
| | JVB-140-ZS/12 | | 7 | 140 | 1,899.05 | 3,603.60 |
| | JVB-165-ZS/12 | | 7 | 165 | 1,905.05 | 3,700.90 |
| | JVB-190-ZS/12 | | 7 | 190 | 1,947.10 | 3,740.90 |
| | JVB-215-ZS/12 | | 7 | 215 | 1,953.10 | 3,855.35 |
| | JVB-140-ZS/18 | 18 For profile K 38/17 | 10 | 140 | 2,169.50 | 4,713.30 |
| | JVB-165-ZS/18 | | 10 | 165 | 2,205.60 | 4,753.40 |
| | JVB-190-ZS/18 | | 10 | 190 | 2,271.60 | 4,942.15 |
| | JVB-215-ZS/18 | | 10 | 215 | 2,277.65 | 4,999.35 |
| | JVB-215-ZS/18 | | LL 13x55 | 10 | 215 | 2,277.65 |

¹⁾ Price incl. toothed plate 30 × 30 mm

Tilt Restraint Straps JVB-WRL

| Type | Length L in mm | Steel Thickness t in mm | Price in € ¹⁾ |
|----------|---------------------------|-------------------------|--------------------------|
| JVB-WRL3 | 100 – 395 continuously | 3 | Prices on request |
| JVB-WRL4 | | 4 | |
| JVB-WRL5 | | 5 | |
| JVB-WRL6 | | 6 | |

¹⁾ Price incl. X-plate, ²⁾ X-plate Ø 13

Tilt Restraint Straps JVB-WLL

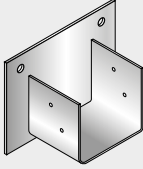
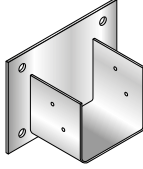
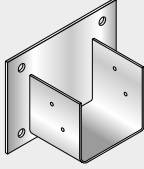
| Type | Length L in mm | Steel Thickness t in mm | Price in € ¹⁾ |
|----------|---------------------------|-------------------------|--------------------------|
| JVB-WLL3 | 100 – 395 continuously | 3 | Prices on request |
| JVB-WLL4 | | 4 | |
| JVB-WLL5 | | 5 | |
| JVB-WLL6 | | 6 | |

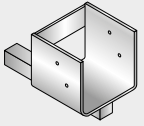
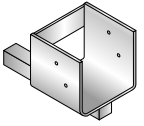
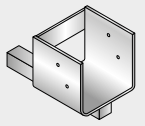
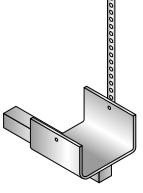




¹⁾ Price incl. X-plate, ²⁾ X-plate Ø 13

Ordering Example Tilt Restraint Straps JVB-WRL

| Type | Length L | Material |
|----------|----------|----------|
| JVB-WRL3 | / 112 | - L4 |

Scaffold Shoes JG¹⁾ (Type-tested)

| Type | JG-K 4 | JG-K 9 | JG-K 12 |
|--------------------------------|---|---|---|
| Colour | Yellow | Blue | Red |
| |  |  |  |
| Hole in mm | 2 × Ø 11 | 4 × Ø 14 | 4 × Ø 14 |
| Scaffold Shoe Price in €/Piece | 29.15 | 33.50 | 49.00 |

| Type | JG-H 2.5 | JG-H 5/9 | JG-H 5/9 | JG-L 2.5 |
|--------------------------------|---|---|--|---|
| Colour | Grey | Blue | Blue | Grey |
| |  |  |  |  |
| Scaffold Shoe Price in €/Piece | 33.65 | 43.40 | 43.40 | 29.30 |
| Associated Sleeve |  |  |  |  |
| Sleeve Dimension | 25 × 25 × 95 PE | 30 × 30 × 95 PE | 30 × 30 × 105 hdg | 25 × 25 × 95 PE |
| Sleeve Price in €/Piece | 3.40 | 3.75 | 12.95 | 3.40 |

¹⁾ Scaffold Shoes for square timber widths: 10 cm (12 cm on request).

Material and Design

- scaffold Shoe – steel 1.0038 colour coated
- sleeve St – steel 1.0038
- sleeve PE - plastic

Ordering Example Scaffold Shoes JG

| Type |
|--------|
| JG-K 4 |

Reinforcement Technology

JORDAHL® Punching Shear Reinforcement

| | |
|--|----|
| Punching Shear Reinforcement JDA | 40 |
| Standard Configurations Shear Reinforcement JDA-S | 40 |
| Standard Configurations Punching Shear Reinforcement JDA, Long Lengths | 41 |
| Shear Reinforcement JDA-S | 41 |
| Punching Shear Reinforcement JDA-FT-KL | 41 |

JORDAHL® Accessories for Punching Shear Reinforcement

| | |
|-----------------------|----|
| Spacers AH-FBA | 42 |
| Spacers AH-FT | 42 |
| Spacers AH-DA | 42 |
| Assembly Aid JDA-Q | 42 |

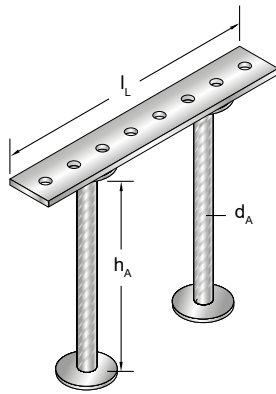
Punching Shear Reinforcement JDA, Standard Configurations

ETA (European Technical Approval ETA-13/0136)

Shear Reinforcement JDA-S, Standard Configurations¹⁾

abZ (German Technical Approval Z-15.1-268)

Two Anchor System



| Anchor Length h_A in mm | Anchor Diameter d_A in mm | | | | | |
|------------------------------|-----------------------------|-------|-------|-------|-------|-------|
| | Ø 10 | Ø 12 | Ø 14 | Ø 16 | Ø 20 | Ø 25 |
| | Price in €/Piece | | | | | |
| 125 | 10.85 | 11.90 | – | – | – | – |
| 135 | 10.90 | 12.00 | – | – | – | – |
| 145 | 10.90 | 12.10 | 12.70 | – | – | – |
| 155 | 10.95 | 12.20 | 12.80 | 13.50 | – | – |
| 165 | 11.05 | 12.25 | 12.85 | 13.60 | – | – |
| 175 | 11.10 | 12.30 | 12.95 | 13.70 | – | – |
| 185 | 11.10 | 12.35 | 13.00 | 13.80 | 14.20 | – |
| 195 | 11.15 | 12.40 | 13.20 | 13.90 | 14.35 | – |
| 205 | 11.20 | 12.45 | 13.25 | 14.05 | 14.45 | – |
| 215 | 11.25 | 12.55 | 13.35 | 14.20 | 14.60 | – |
| 225 | 11.25 | 12.60 | 13.40 | 14.30 | 14.75 | – |
| 235 | 11.30 | 12.65 | 13.50 | 14.40 | 14.95 | – |
| 245 | 11.40 | 12.70 | 13.55 | 14.50 | 15.10 | 26.00 |
| 255 | 11.45 | 12.75 | 13.65 | 14.60 | 15.25 | 26.20 |
| 265 | 11.45 | 12.80 | 13.70 | 14.70 | 15.40 | 26.40 |
| 275 | 11.50 | 12.85 | 13.80 | 14.85 | 15.55 | 26.60 |
| 285 | 11.55 | 12.90 | 13.85 | 14.95 | 15.70 | 26.80 |
| 295 | 11.60 | 13.00 | 14.00 | 15.05 | 15.90 | 27.10 |
| 305 | 11.60 | 13.15 | 14.05 | 15.15 | 16.00 | 27.30 |
| 315 | 11.65 | 13.20 | 14.20 | 15.30 | 16.15 | 27.50 |
| 325 | 11.70 | 13.25 | 14.25 | 15.40 | 16.35 | 27.65 |
| 335 | 11.75 | 13.30 | 14.35 | 15.50 | 16.50 | 27.90 |
| 345 | 11.75 | 13.35 | 14.40 | 15.60 | 16.70 | 28.10 |
| 355 | 11.80 | 13.40 | 14.50 | 15.70 | 16.80 | 28.30 |
| 365 | 11.85 | 13.45 | 14.55 | 15.80 | 16.95 | 28.50 |
| 375 | 11.90 | 13.55 | 14.65 | 15.95 | 17.10 | 28.65 |
| 385 | 11.90 | 13.60 | 14.70 | 16.05 | 17.25 | 29.00 |
| 395 | 11.95 | 13.65 | 14.85 | 16.15 | 17.45 | 29.20 |
| 405 | 12.00 | 13.70 | 14.95 | 16.30 | 17.55 | 29.40 |
| 415 | 22.20 | 24.45 | 25.55 | 26.65 | 27.40 | 29.55 |
| 425 | 22.25 | 24.50 | 25.65 | 26.80 | 27.50 | 29.75 |
| 435 | 22.25 | 24.55 | 25.75 | 26.90 | 27.65 | 30.00 |
| 445 | 22.30 | 24.60 | 25.85 | 26.95 | 27.85 | 30.20 |
| 455 | 22.35 | 24.70 | 25.90 | 27.15 | 27.95 | 30.35 |
| 465 | 22.35 | 24.75 | 25.95 | 27.25 | 28.10 | 30.60 |
| 475 | 22.40 | 24.80 | 26.05 | 27.35 | 28.20 | 30.85 |
| 485 | 22.45 | 24.85 | 26.10 | 27.40 | 28.35 | 31.10 |
| 495 | 22.45 | 24.90 | 26.15 | 27.50 | 28.50 | 31.25 |
| 505 | 22.50 | 24.95 | 26.25 | 27.60 | 28.60 | 31.45 |
| 515 | 22.60 | 25.00 | 26.30 | 27.70 | 28.80 | 31.65 |
| 525 | 22.60 | 25.05 | 26.35 | 27.75 | 29.05 | 31.85 |
| 535 | 22.65 | 25.10 | 26.45 | 27.90 | 29.15 | 32.10 |
| 545 | 22.70 | 25.20 | 26.50 | 28.00 | 29.30 | 32.30 |
| 555 | 22.70 | 25.25 | 26.60 | 28.10 | 29.40 | 32.50 |
| 565 | 22.75 | 25.35 | 26.65 | 28.15 | 29.55 | 32.75 |
| 575 | 22.80 | 25.40 | 26.70 | 28.25 | 29.70 | 32.95 |
| 585 | 22.80 | 25.45 | 26.85 | 28.35 | 29.80 | 33.15 |
| 595 | 22.85 | 25.50 | 26.90 | 28.45 | 30.00 | 33.35 |
| 605 | 22.90 | 25.55 | 26.95 | 28.55 | 30.15 | 33.55 |
| 615 | 22.90 | 25.60 | 27.15 | 28.60 | 30.25 | 33.75 |
| 625 | 22.95 | 25.65 | 27.20 | 28.75 | 30.40 | 33.90 |
| 635 | 23.00 | 25.75 | 27.25 | 28.95 | 30.55 | 34.20 |
| 645 | 23.00 | 25.80 | 27.35 | 29.05 | 30.75 | 34.40 |
| 655 | 23.05 | 25.85 | 27.40 | 29.10 | 30.90 | 34.65 |
| 665 | 23.10 | 25.90 | 27.45 | 29.20 | 31.05 | 34.80 |
| 675 | 23.10 | 25.95 | 27.55 | 29.30 | 31.20 | 35.00 |
| 685 | 23.15 | 26.00 | 27.60 | 29.40 | 31.35 | 35.25 |
| 695 | 23.15 | 26.05 | 27.70 | 29.45 | 31.45 | 35.45 |

¹⁾ JDA-S (Shear Reinforcement) and JDA (Punching Shear Reinforcement) systems use the same component configurations

Ordering Example Punching Shear Reinforcement

| Type | Number of Anchors | Anchor d_A | Anchor Length h_A | Strip Length l_L |
|-------------|-------------------|--------------|---------------------|--------------------|
| JDA | 2 / | 14 / | 225 - | 340 |
| Grid | | | | |
| (85/170/85) | | | | |

Further Information:

- other lengths on request

Material and Design

- bars of structural steel
- double-headed anchors in ribbed and smooth reinforcement steel



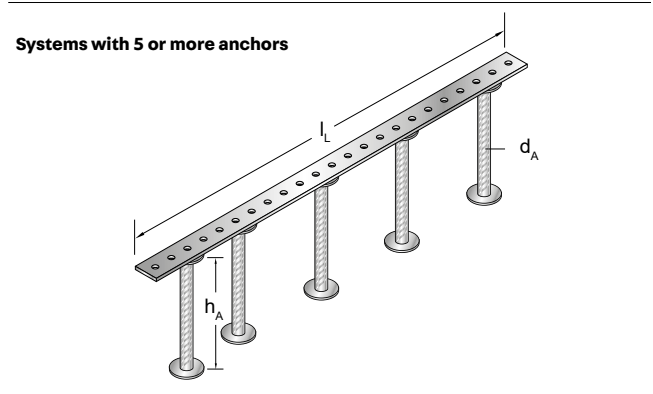
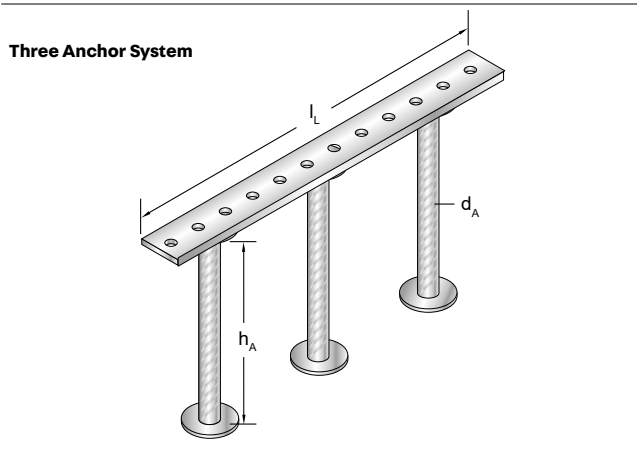
See page 42 for suitable accessories.

Punching Shear Reinforcement JDA, Standard Configurations

ETA (European Technical Approval ETA-13/0136)

Shear Reinforcement JDA-S, Standard Configurations

abZ (German Technical Approval Z-15.1-268)



Price Calculation for Multi-anchors:
Price = Price JDA with 2 Anchors × Factor

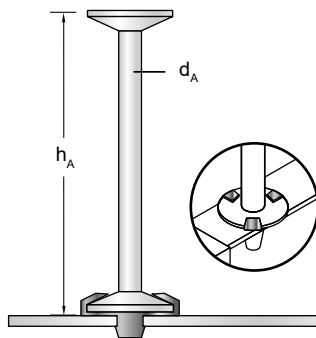
| Number of Anchors | Factor |
|-------------------|--------|
| 3 | 1.5 |
| 4 | 2.0 |
| 5 | 2.5 |
| 6 | 3.0 |
| 7 | 3.5 |
| 8 | 4.0 |

Ordering Example Punching Shear Reinforcement

| Type | Number of Anchors | Anchor d_A | Anchor Length h_A | Strip Length l_L |
|-------------------------|-------------------|--------------|---------------------|--------------------|
| JDA | 5 / | 14 / | 205 - | 725 |
| Grid | | | | |
| (90/110/150/150/150/75) | | | | |

Punching Shear Reinforcement JDA-FT-KL

ETA (European Technical Approval ETA-13/0136)



| Anchor Length h_A in mm | Anchor Diameter d_A in mm | | | |
|----------------------------------|-----------------------------|------|------|------|
| | Ø 10 | Ø 12 | Ø 14 | Ø 16 |
| 125–695, in steps of 10 mm | Price in €/Piece | | | |
| | Prices on request | | | |

Delivery only to qualified precast plants with preassembled clip on the anchor

Material and Design

- bars of structural steel
- double-headed anchors in ribbed and smooth reinforcement steel
- anchor with preassembled clip (patented plastic fastener)

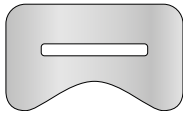
Ordering Example Punching Shear Reinforcement

| Type | Number of Anchors | Anchor d_A | Anchor Length h_A | Strip Length l_L |
|-------------|-------------------|--------------|---------------------|--------------------|
| JDA-FT-KL - | 2 / | 10 / | 145 - | 200 |
| Grid | | | | |
| (50/100/50) | | | | |



See page 40 for material and notes.
See page 42 for suitable accessories.

Spacers AH-FBA



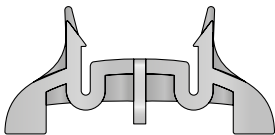
| Size | Concrete Coverings in mm | Material For pre-cast concrete use | Price in €/Piece net |
|-----------|-----------------------------|---------------------------------------|----------------------|
| AH-FBA 15 | 15 | Fibre reinforced concrete | 0.30 |
| AH-FBA 20 | 20 | Fibre reinforced concrete | 0.30 |
| AH-FBA 25 | 25 | Fibre reinforced concrete | 0.30 |
| AH-FBA 30 | 30 | Fibre reinforced concrete | 0.30 |

Spacers AH-FT




| Size | Concrete Coverings in mm | Material For pre-cast concrete use | Price in €/Piece net |
|-------|-----------------------------|---------------------------------------|----------------------|
| AH-FT | 15 / 20 / 25 / 30 | Plastic | 0.25 |

Spacers AH-DA



| Size | Concrete Coverings in mm | Material For in-situ concrete use | Price in €/Piece net |
|-------------|-----------------------------|--------------------------------------|----------------------|
| AH-DA 15/20 | 15 / 20 | Plastic | 0.25 |
| AH-DA 25 | 25 | Plastic | 0.25 |
| AH-DA 30 | 30 | Plastic | 0.25 |
| AH-DA 35 | 35 | Plastic | 0.25 |

Assembly Aid JDA-Q



Price in €/Piece

Price on request

Connector Technology

JORDAHL® Double Shear Connectors

| | |
|--------------------------------|----|
| Double Shear Connectors JDS | 46 |
|--------------------------------|----|

| | |
|---------------------------------|----|
| Double Shear Connectors JDSQ | 46 |
|---------------------------------|----|

JORDAHL® Accessories for Double Shear Connectors

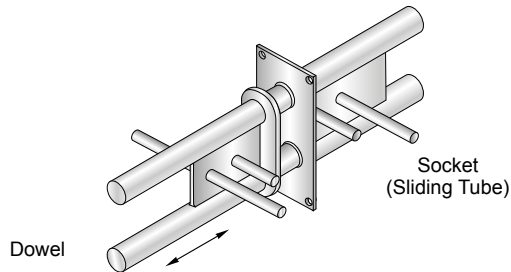
| | |
|---------------------------------|----|
| Fire-Protection Collars JBRM | 47 |
|---------------------------------|----|

| | |
|----------------------------------|----|
| Fire-Protection Collars JBRMQ | 47 |
|----------------------------------|----|

JORDAHL® Double Shear Connectors

abZ (German Technical Approval Z-15.7-237)

Double Shear Connectors JDSD



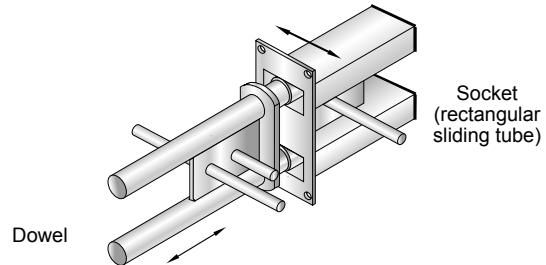
| Type | Price in €/Piece | | |
|--------------------|------------------|-----------------------|-----------------|
| | Dowel | Socket (Sliding Tube) | Dowel + Socket |
| JDSD 20 HF | 73.50 | 32.45 | 105.95 |
| JDSD 25 HF | 92.15 | 48.50 | 140.65 |
| JDSD 30 HF | 115.25 | 53.90 | 169.15 |
| JDSD 45 HF | 132.60 | 56.65 | 189.25 |
| JDSD 60 HF | 168.30 | 69.80 | 238.10 |
| JDSD 90 HF | 283.45 | 87.60 | 371.05 |
| JDSD 120 HF | 341.30 | 133.05 | 474.35 |
| JDSD 130 | 393.60 | 220.05 | 613.65 |
| JDSD 150 | 637.00 | 276.80 | 913.80 |
| JDSD 400 | 1,438.35 | 423.35 | 1,861.70 |
| JDSD 450 | 2,204.00 | 450.80 | 2,654.80 |

Ordering Example Double Shear Connectors JDSD 60 HF

Complete (dowel and socket)

| Type | Material |
|------|----------|
| JDSD | 60 HF |

Double Shear Connectors JDSDQ



| Type | Price in €/Piece | | |
|---------------------|------------------|-----------------------|-----------------|
| | Dowel | Socket (Sliding Tube) | Dowel + Socket |
| JDSDQ 25 HF | 92.15 | 88.55 | 180.70 |
| JDSDQ 30 HF | 115.25 | 98.45 | 213.70 |
| JDSDQ 45 HF | 132.60 | 107.55 | 240.15 |
| JDSDQ 60 HF | 168.30 | 146.05 | 314.35 |
| JDSDQ 90 HF | 283.45 | 216.05 | 499.50 |
| JDSDQ 120 HF | 341.30 | 316.45 | 657.75 |
| JDSDQ 130 | 393.60 | 408.75 | 802.35 |
| JDSDQ 150 | 637.00 | 567.10 | 1,204.10 |
| JDSDQ 400 | 1,438.35 | 1,054.85 | 2,493.20 |
| JDSDQ 450 | 2,204.00 | 1,315.15 | 3,519.15 |

Ordering Example Double Shear Connectors JDSDQ 60 HF

Complete (dowel and socket)

| Type | Material |
|-------|----------|
| JDSDQ | 60 HF |

Material and Design

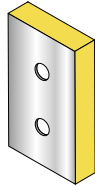
- stainless steel corrosion resistance class III and IV



See page 47 for suitable accessories.

JORDAHL® Accessories for Double Shear Connectors

Fire-Protection Collars JBRM

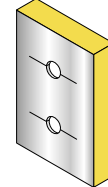


| Type | Price in €/Piece | |
|----------|------------------|-------|
| | Joint width | |
| | 20 mm | 30 mm |
| JBRM 20 | 9.80 | 10.95 |
| JBRM 25 | 9.80 | 10.95 |
| JBRM 30 | 9.80 | 10.95 |
| JBRM 45 | 12.05 | 12.50 |
| JBRM 60 | 12.50 | 13.90 |
| JBRM 90 | 13.65 | 14.85 |
| JBRM 120 | 15.35 | 16.55 |
| JBRM 130 | 16.25 | 17.65 |
| JBRM 150 | 17.15 | 18.75 |
| JBRM 400 | 23.45 | 25.05 |
| JBRM 450 | 27.85 | 30.05 |

Ordering Example Fire-Protection Collars for 20 mm building joint using Double Shear Connectors JDSD 60 HF

| Fire-Protection Collar | Size of Dowel | Joint width |
|------------------------|---------------|-------------|
| JBRM | 60 | - 20 |

Fire-Protection Collars JBRMQ



| Type | Price in €/Piece | |
|-----------|------------------|-------|
| | Joint width | |
| | 20 mm | 30 mm |
| JBRMQ 25 | 11.20 | 12.05 |
| JBRMQ 30 | 11.20 | 12.05 |
| JBRMQ 45 | 12.50 | 14.20 |
| JBRMQ 60 | 16.90 | 17.75 |
| JBRMQ 90 | 17.65 | 18.25 |
| JBRMQ 120 | 18.25 | 19.75 |
| JBRMQ 130 | 19.40 | 21.85 |
| JBRMQ 150 | 20.15 | 23.95 |
| JBRMQ 400 | 27.55 | 31.65 |
| JBRMQ 450 | 32.60 | 36.70 |

Ordering Example Fire-Protection Collars for 20 mm building joint using Double Shear Connectors JDSDQ 60 HF

| Fire-Protection Collar | Size of Dowel | Joint width |
|------------------------|---------------|-------------|
| JBRMQ | 60 | - 20 |

Facade Connection Systems

JORDAHL® Brickwork Support Systems

| | |
|--|----|
| Brickwork Support Brackets JVAeco+ N, NA, NU | 50 |
| Brickwork Support Brackets JVAeco+ P, PAR | 50 |
| Brickwork Support Brackets JVAeco+ E, EA | 51 |
| Brickwork Support Brackets JVAeco+ F, FAR | 51 |
| Brickwork Support Brackets JVAeco+ NFT, NAFTA | 52 |
| Angled Support Brackets L-DF+, L-F+ | 52 |
| Grout-in Brackets JMK+ | 53 |
| Adjustment Foot | 53 |
| Additional Component JVA+ ZB | 53 |
| Parapet Brick Anchors JAV | 54 |
| Windposts JWP | 54 |

JORDAHL® Accessories for Brickwork Support

| | |
|--|----|
| Angled Brackets JW | 55 |
| Suspension Loops JRH | 55 |
| Stainless Steel Wires ESD | 55 |
| Precast Lintel Support JFT+ | 56 |
| Precast Lintel Angle JFTW | 56 |
| Scaffold Anchors JGA +Q, +Z | 56 |
| Ring Bolts FIG | 56 |
| Installation Set (Brickwork Support Brackets to Anchor Channels) | 57 |
| Installation Set (Drilled Bolts for Brickwork Support) | 57 |
| Shim AGW | 57 |
| Wedge Adjuster, U-Plate | 57 |
| Cavity Wall Ties JLA | 58 |
| Insulation Retainers, Water Barrier Discs, ISO-Clips | 58 |

JORDAHL® Support Corbels

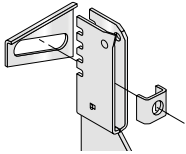
| | |
|--|----|
| Support Corbels JBA-NJ, -AJ, -N, -A | 59 |
| Installation Set JBA-NJ, -AJ | 59 |
| Installation Set JBA-N, -A | 59 |

JORDAHL® Brickwork Support Systems

Brickwork Support Brackets

abZ (German Technical Approval Z-21.8-1868) Type Approval (TP-12-009)

Valid for all Products with Bracket Head and Bracket Body



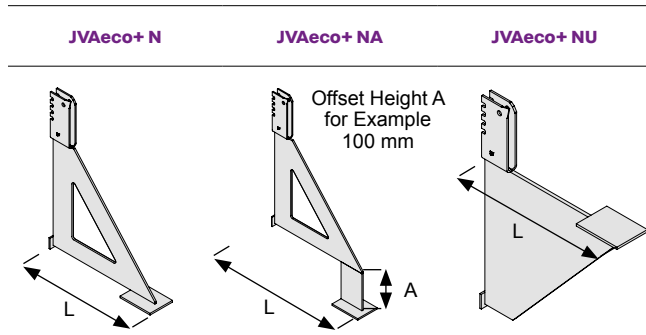
System consists of:

- JORDAHL® brickwork support bracket
- Oblique wedge adjuster, see p. 57
- U-plate, see p. 57

Material

- stainless steel corrosion resistance class III

Brickwork Support Brackets JVAeco+ N, JVAeco+ NA, JVAeco+ NU



| Projection L in mm | Load Category in kN | Price in €/Piece |
|--------------------|-------------------------------|-------------------|
| 130–390 | 4.5 / 7.0 / 9.0 / 10.5 / 13.5 | Prices on request |

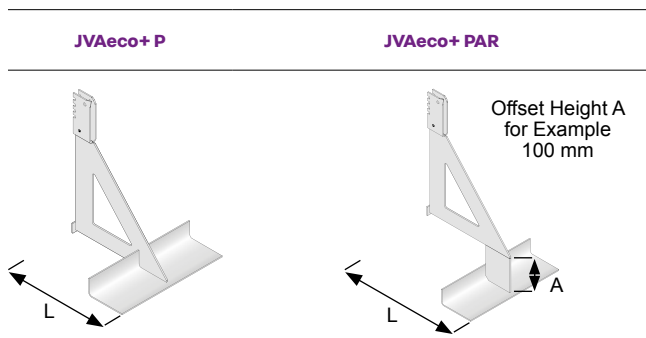
Intermediate and special sizes available on request.

Ordering Example Support Brackets JVAeco+ NA

Projection 230, Load Category 4.5, Offset 100 mm

| Type | Projection L | Type | Load Category | Offset A |
|---------|--------------|------|---------------|----------|
| JVAeco+ | 230 | - NA | / 4.5 | A = 100 |

Brickwork Support Brackets JVAeco+ P, JVAeco+ PAR



| Projection L in mm | Load Category in kN | Price in €/Piece |
|--------------------|-------------------------------|-------------------|
| 130–390 | 4.5 / 7.0 / 9.0 / 10.5 / 13.5 | Prices on request |

Intermediate and special sizes available on request.

Ordering Example Support Brackets JVAeco+ PAR

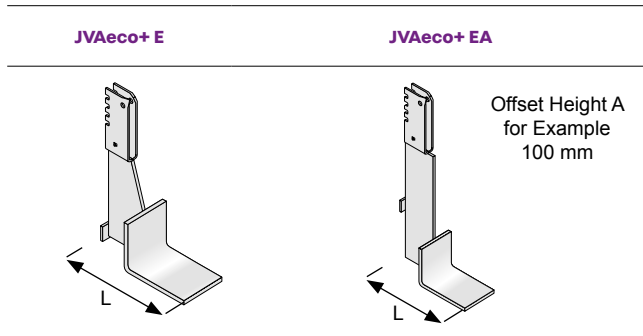
Projection 230, Load Category 4.5, Offset 100 mm

| Type | Projection L | Type | Load Category | Offset A |
|---------|--------------|-------|---------------|----------|
| JVAeco+ | 230 | - PAR | / 4.5 | A = 100 |



See pages 55–57 for suitable accessories.

Brickwork Support Brackets JVAeco+ E, JVAeco+ EA



| Projection L in mm | Load Category in kN | Price in €/Piece |
|--------------------|-----------------------|-------------------|
| 130–390 | 2.5 / 3.5 / 5.0 / 7.5 | Prices on request |

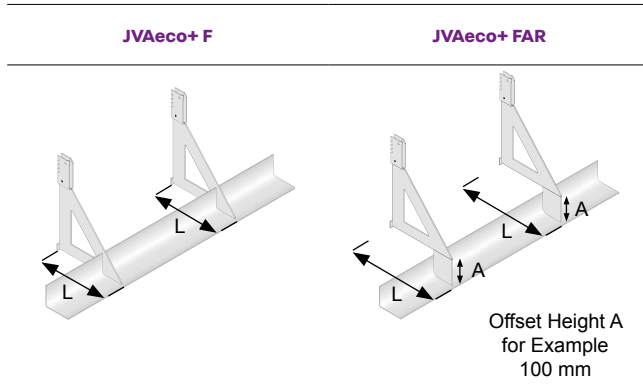
Intermediate and special sizes available on request.

Ordering Example Support Brackets JVAeco+ EA

Projection 190, Load Category 3.5, Offset 100 mm

| Type | Projection L | Type | Load Category | Offset A |
|---------|--------------|--------|---------------|----------|
| JVAeco+ | 190 | - EA / | 3.5 | A = 100 |

Brickwork Support Brackets JVAeco+ F, JVAeco+ FAR



| Projection L in mm | Angle Length L _w in mm | Load Category in kN | Price in €/Piece |
|--------------------|-----------------------------------|---------------------|-------------------|
| 130–390 | 490–2,740 | 4.5 | Prices on request |
| 130–390 | 490–2,740 | 7.0 / 9.0 | |
| 130–390 | 490–2,740 | 10.5 / 13.5 | |

Intermediate and special sizes available on request.

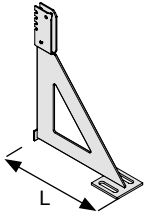
Ordering Example Brickwork Support Brackets JVAeco+ F

Projection 190, Angle Length 1,240, Load Category 7.0, selected support bracket (L 70 × 100 × 3)

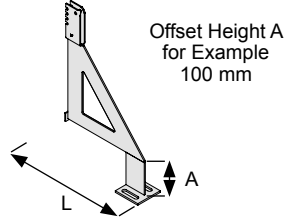
| Type | Projection L | Angle Length L _w | Type | Load Category | Angle Dimensions |
|---------|--------------|-----------------------------|-------|---------------|------------------|
| JVAeco+ | 190 | - 1,240 | - F / | 7.0 | (L 70 × 100 × 3) |

Brickwork Support Brackets JVAeco+ NFT, JVAeco+ NAFTA

JVAeco+ NFT



JVAeco+ NAFTA



Projection L
in mm

Load Category
in kN

Price in
€/Piece

130–390

4.5 / 7.0 / 9.0 /
10.5 / 13.5

Prices
on request

Intermediate and special sizes available on request.

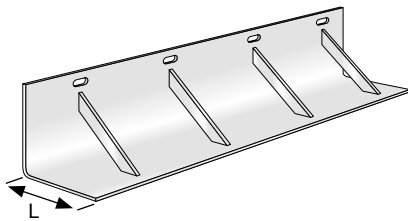
Ordering Example Brickwork Support Brackets JVAeco+ NAFTA

Projection 230, Load Category 7.0, Offset 100 mm

| Type | Projection L | Type | Load Category | Offset A |
|---------|--------------|-----------|---------------|----------|
| JVAeco+ | 230 | - NAFTA / | 7.0 | A = 100 |

Angled Support Brackets L-DF+

L-DF+



Projection L
in mm

Angle Length¹⁾ L_w
in mm

Load Category
in kN

Price in
€/Piece

130–330

490–2,740

1.5 / 3.2

Prices
on request

¹⁾Standard angular length in 250 mm steps starting at 490 mm.
Intermediate and special sizes available on request.

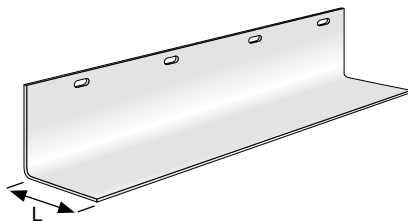
Ordering Example Angled Support Bracket L-DF+

Projection 190, Angle Length 990, Load Category 3.2

| Type | Projection L | Angle Length L _w | Load Category |
|-------|--------------|-----------------------------|---------------|
| L-DF+ | 190 | - 990 / | 3.2 |

Angled Support Brackets L-F+

L-F+



Projection L
in mm

Angle Length¹⁾ L_w
in mm

Load Category
in kN

Price in
€/Piece

110–130

500–2,750

1.2 / 2.1 / 3.2

Prices
on request

¹⁾Standard angular length in 250 mm steps starting at 500 mm.
Intermediate and special sizes available on request.

Ordering Example Angled Support Bracket L-F+

Projection 120, Angle Length 1,000, Load Category 3.2

| Type | Projection L | Angle Length L _w | Load Category |
|-------|--------------|-----------------------------|---------------|
| JL-F+ | 120 | - 1,000 / | 3.2 |

Material

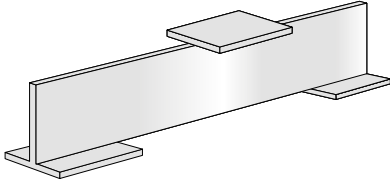
- stainless steel corrosion resistance class III



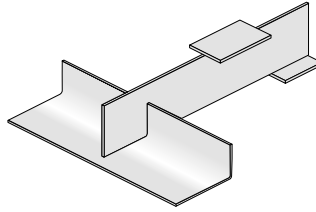
See pages 55–57 for suitable accessories.

Grout-in Brackets JMK+

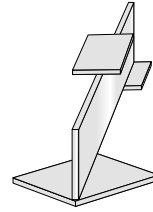
JMK+ N / JMK+ NA¹⁾



JMK+ P / JMK+ PAR¹⁾



JMK+ E²⁾ / JMK+ EA^{1, 2)}



¹⁾ Offset height not shown; ²⁾ JMK+E and JMK+EA are Grout-in Brackets for corners
 The corresponding angle can be found on page 55. Other designs are available on request.

| Projection L in mm | Load Category in kN | Price in €/Piece |
|--------------------|---------------------|-------------------|
| 110–330 | 3.5 / 7.0 | Prices on request |

Intermediate and special sizes available on request.

Ordering Example Grout-in Brackets JMK+ N

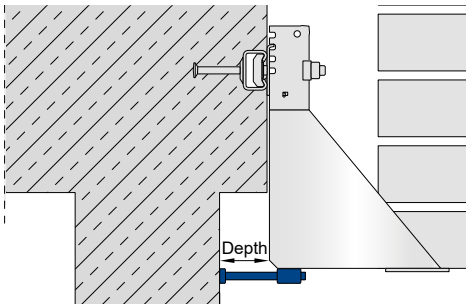
Projection 140 (Shell space a = 50 mm), Load Category 3.5

| Type | Projection L | Type | Load Category |
|------|--------------|-------|---------------|
| JMK+ | 140 | - N / | 3.5 |

Material

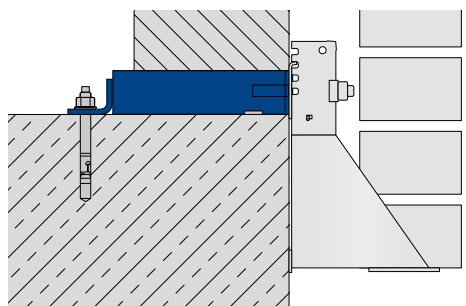
- Stainless steel corrosion resistance class III

Adjustment Foot



| Load Category in kN | Price in €/Piece |
|-------------------------------------|-------------------|
| 3.5 / 4.5 / 7.0 / 9.0 / 10.5 / 13.5 | Prices on request |

Additional Component JVA+ZB



| Wall Thickness in mm | Load Category in kN | Price in €/Piece |
|----------------------|---------------------|-------------------|
| 175 / 240 / 365 | 7.0 | Prices on request |

Ordering Example Additional Component JVA+ZB

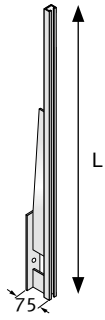
Wall Thickness 175, Load Category 7.0

| Type | Wall Thickness | Type | Load Category |
|------|----------------|--------|---------------|
| JVA+ | 175 | - ZB / | 7.0 |



See pages 55–57 for suitable accessories.

Parapet Brick Anchors JAV



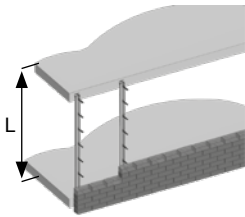
| Length L in mm | Price in €/ Piece | Brick Tie Anchor ¹⁾ | |
|-------------------|----------------------|--------------------------------|---------------------------------------|
| | | Quantity | Type |
| 600 | Prices on request | 3 | JMA 85/12 JMA 120/12 JMA 180/12 |
| 850 | | 4 | |
| 1,100 | | 5 | |

¹⁾ Brick tie anchors are available on request, see page 32
 Special sizes available on request.

Ordering Example Parapet Brick Anchors JAV

| Type | Projection | Length L |
|------|------------|----------|
| JAV | 75 / | 600 |

Windposts JWP



| Length L in mm | Profile Dimensions b x h x s in mm | Price in €/ Piece | Brick Tie Anchor ¹⁾²⁾ | |
|-------------------|--|----------------------|----------------------------------|---------------------------------------|
| | | | Quantity | Type |
| 2,500 | 70 x 60 x 3 | Prices on request | 10 | JMA 85/12 JMA 120/12 JMA 180/12 |
| 2,750 | 75 x 65 x 3 | | 11 | |
| 3,000 | 75 x 65 x 4 | | 12 | |
| 3,250 | 80 x 70 x 4 | | 13 | |
| 3,500 | 85 x 75 x 4 | | 14 | |
| 3,750 | 90 x 80 x 4 | | 15 | |
| 4,000 | 95 x 85 x 4 | | 16 | |

¹⁾ Brick tie anchors are available on request, see page 32
²⁾ For brickwork thickness of 115 mm; other profiles available on request

Ordering Example for Windposts JWP

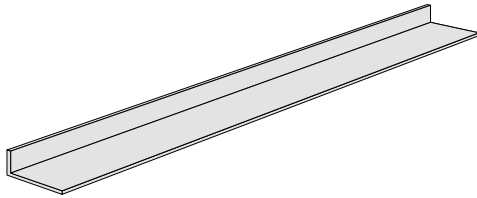
| Type | Profile Dimensions | Length L |
|------|--------------------|----------|
| JWP | 75 x 65 x 4 - | 3,000 |

Material

- stainless steel corrosion resistance class III

JORDAHL® Accessories for Brickwork Support

Angled Brackets JW



| Angle Section $H_w \times B_w \times s_w$ in mm | Angle Length in mm | Price in €/ Piece |
|--|-----------------------|----------------------|
| 25 × 90 × 2 | 480 | Prices on request |
| 30 × 90 × 3 | 730 | |
| 50 × 90 × 3 | 980 | |

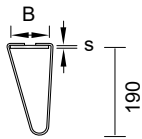
Different lengths and angle measurements available on request.

Ordering Example Angled Brackets JW

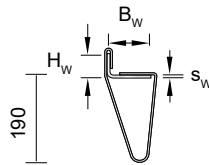
| Type | Angle Length | Section $H_w \times B_w \times s_w$ |
|------|--------------|--|
| JW | - 980 | 50 × 90 × 3 |

Suspension Loops JRH

JRH 0



JRH 1-7



| Type | for Angle Sections $H_w \times B_w \times s_w$ in mm | Price in €/Piece |
|------------|---|----------------------|
| JRH 0/11.5 | for JVAeco+ N, NA, NU | Prices on request |
| JRH 1/11.5 | 30–35 × 80–100 × 3–8 | |
| JRH 2/11.5 | 40–45 × 80–100 × 3–8 | |
| JRH 3/11.5 | 50–55 × 80–100 × 3–8 | |
| JRH 4/11.5 | 60–65 × 80–100 × 3–8 | |
| JRH 5/11.5 | 70–75 × 80–100 × 3–8 | |
| JRH 6/11.5 | 80–85 × 80–100 × 3–8 | |
| JRH 7/11.5 | 90–95 × 80–100 × 3–8 | |

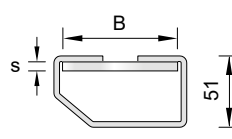
Other designs are available on request.

Ordering Example Suspension Loops JRH

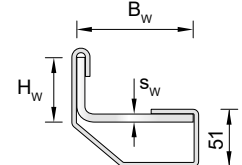
| Type | Thickness |
|-------|-----------|
| JRH 5 | / 11.5 |

Suspension Loops JRH (for Stretcher Lintel)

JRH 20



JRH 21-27



| Type | for Angle Sections $H_w \times B_w \times s_w$ in mm | Price in €/Piece |
|-------------|---|----------------------|
| JRH 20/11.5 | for JVAeco+ N, NA, NU | Prices on request |
| JRH 21/11.5 | 30–35 × 80–100 × 3–8 | |
| JRH 22/11.5 | 40–45 × 80–100 × 3–8 | |
| JRH 23/11.5 | 50–55 × 80–100 × 3–8 | |
| JRH 24/11.5 | 60–65 × 80–100 × 3–8 | |
| JRH 25/11.5 | 70–75 × 80–100 × 3–8 | |
| JRH 26/11.5 | 80–85 × 80–100 × 3–8 | |
| JRH 27/11.5 | 90–95 × 80–100 × 3–8 | |

Other designs are available on request.

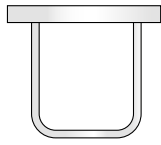
Stainless Steel Wires ESD

| Type | ∅ in mm | Length in mm | Price in €/m |
|------|------------|-----------------|------------------|
| ESD | 4 | 3,000 | Price on request |

Material

- Stainless steel corrosion resistance class III

Precast Lintel Support JFT+



| Type | Load Category in kN | Price € / Piece |
|-------------------------------|---------------------|-------------------|
| JFT 1+ (K28/15) | 4.5 | Prices on request |
| JFT 2+ (K38/17) ¹⁾ | 7.0 | |
| JFT 3+ (K38/17) ¹⁾ | 10.5 | |

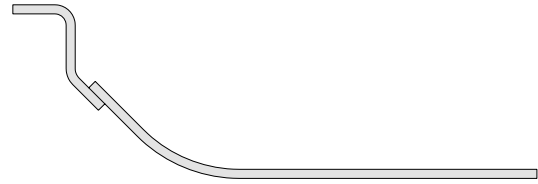
¹⁾ Additional reinforcement according to approval Z-21.4-2014
 Special sizes available on request.

Ordering Example Suspension Loops JFT+

Load Category 4.5

| Type | Profile type |
|--------|--------------|
| JFT 1+ | / K28/15 |

Precast Lintel Angle JFTW



| Load Category in kN | Type | Price in €/Piece |
|---------------------|----------|-------------------|
| 2.6 | JFTW-2.6 | Prices on request |
| 3.5 | JFTW-3.5 | |
| 4.2 | JFTW-4.2 | |
| 5.5 | JFTW-5.5 | |
| 7.0 | JFTW-7.0 | |

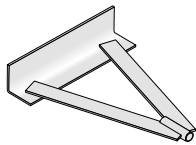
Ordering Example Precast Lintel Angle JFTW

Load Category 5.5

| Type | Load Category |
|------|---------------|
| JFTW | - 5,5 |

Scaffold Anchors JGA +Q, +Z (with Inner Thread, incl. Plastic Cap)

JGA +Q



| Type | Length ¹⁾ | Price in €/Piece |
|---------|----------------------|-------------------|
| JGA + Q | 150–410 | Prices on request |

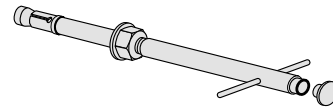
¹⁾ Lengths in steps of 20 mm.
 Intermediate and special sizes available on request.

Ordering Example Scaffold Anchors JGA + Q

Length 150

| Type | Length |
|---------|--------|
| JGA + Q | 150 |

JGA +Z



| Type | Length ¹⁾ | Price in €/Piece ²⁾ |
|---------|----------------------|--------------------------------|
| JGA + Z | 110–390 | Prices on request |

¹⁾ Lengths in steps of 20 mm.
²⁾ Incl. dowel and grey plastic cap.

Ordering Example Scaffold Anchors JGA + Z

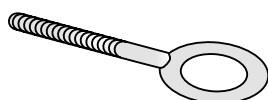
Length 110

| Type | Length |
|---------|--------|
| JGA + Z | 110 |

Material and Design

- stainless steel corrosion resistance class III

Ring Bolts FIG



| Type | Price in €/Piece |
|-----------------|-------------------|
| FIG M12 x 40 zp | Prices on request |

Installation Set (Brickwork Support Brackets to Anchor Channels)

| Type ¹⁾ | Suitable | | Price in €/ 100 Pieces |
|-------------------------|-------------|-----------------------------|---------------------------|
| | for Channel | Bracket Load Category in kN | |
| JH M12 × 70 T A4-Set | JTA K 38/17 | 3.5 | Prices on request |
| JB M12 × 80 T A4-70-Set | JTA K 50/30 | 4.5 / 7.0 / 9.0 | |
| JB M16 × 85 T A4-Set | JTA K 53/34 | 10.5 | |
| JB M16 × 85 T A4-Set | JTA W 50+ | 13.5 | |

¹⁾ Set consists of T-bolt, nut, wedge adjuster, U-plate

More hammer-head and hook-head T-bolts can be found on page 18 and following.

Individual parts and Installation Set (Drilled Bolts for Brickwork Support Brackets)

| Type | Facade Fixing and Load Category in kN | Price in €/Piece | |
|---|--|----------------------|-------------------------------|
| Anchor bolt M10/10 A4 | Brickwork Support Brackets JVAeco+ | Prices on request | |
| Anchor bolt M12/10 A4 | | | 4.5 / 7.0 / 9.0 / 10.5 / 13.5 |
| Anchor bolt M12/50 A4-Set ²⁾ | Angled Support Brackets L+ | | |
| Anchor bolt M12/60 A4-Set ²⁾ | | | 1.2 / 1.5 / 2.1 / 3.2 |
| Anchor bolt M16/100 A4-Set ²⁾ | Additional Component JVA+ZB | | |
| Stud anchor M12 × 75/60 A4-Set ³⁾ | | | 7.0 |
| Stud anchor M12 × 120/60 A4-Set ³⁾ | | | |
| Stud anchor M16 × 95/60 A4-Set ³⁾ | Windposts JWP | | |
| Stud anchor M16 × 160/60 A4-Set ³⁾ | | | Scaffold Anchors JGA+Q |
| Cleaning brush BS 12 ⁴⁾ | | | |
| Cleaning brush BS 14 ⁵⁾ | | | |
| Cleaning brush BS 16/18 ⁶⁾ | | | |
| Relief valve | | | |

²⁾ Set incl. wedge adjuster and clamping plate

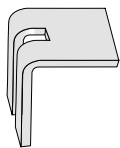
³⁾ Set incl. injection mortar cartridge, perforated plate and clamping plate; injection mortar cartridge and cartridge applicator gun available on request

⁴⁾ For stud anchors M 12

⁵⁾ For stud anchors M 12

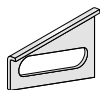
⁶⁾ For stud anchors M 16

Shim AGW



| Type | Material Thickness in mm | Price in €/Piece |
|----------|-----------------------------|----------------------|
| Shim AGW | 2 | Prices on request |
| | 3 | |
| | 4 | |
| | 5 | |
| | 6 | |

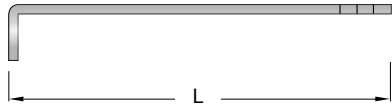
Wedge Adjuster, U-Plate



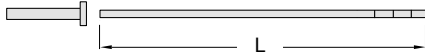
| Type | Suitable for Load Category in kN | Price in €/Piece |
|--------------------|-------------------------------------|----------------------|
| Wedge Adjuster SLP | 3.5 / 4.5 / 7.0 / 9.0 / 10.5 / 13.5 | Prices on request |
| U-Plate KS11 | 3.5 / 4.5 | |
| U-Plate KS13 | 3.5 / 4.5 / 7.0 / 9.0 | |
| U-Plate KS17 | 10.5 / 13.5 | |

Cavity Wall Ties JLA

Cavity Wall Ties JLA W-L



Dowel Anchor JLA D-ZV



| Type | Diameter in mm | Length L in mm | Price in € ¹⁾ |
|----------|----------------|---|--------------------------|
| JLA W-L | Ø 4 | 225 / 250 / 275 / 300 / 340 / 400 | Prices on request |
| JLA D-ZV | Ø 4 | 180 / 210 / 250 / 275 / 300 / 320 / 350 / 375 / 400 | |
| JLA D-ZV | Ø 5 | 215 / 240 / 265 / 290 / 315 / 340 / 360 / 390 / 415 | |

¹⁾ Selling only in packing units, 1 pack.-unit = 250 items, other types available on request.

Ordering Example Cavity Wall Ties L-Form

| Type | Diameter/Length L |
|-----------|-------------------|
| JLA W - L | 4/250 |

Insulation Retainer, Water Barrier Discs, ISO-Clips

Insulation Retainer



Water Barrier Disc



ISO-Clip



Price in €/100 Pieces

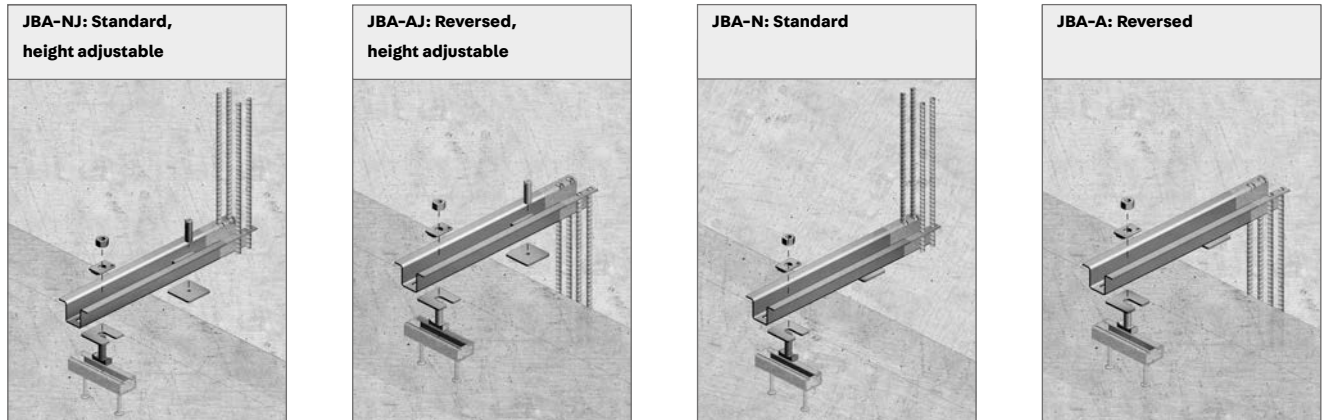
Prices on request

JORDAHL® Support Corbels

Support Corbels JBA-NJ, -AJ, -N, -A

Type Approval (TP S-WUE/130261)

Variants



| Profile Lengths ¹⁾ | JBA - 1 | JBA - 2 | JBA - 3 | JBA - 4 | JBA - 5 | JBA - 6 | JBA - 7 | JBA - 8 |
|-------------------------------|-------------------|---------|---------|---------|---------|---------|---------|---------|
| 0 – 45 mm | 400 | 450 | 500 | 550 | 550 | 600 | 650 | 700 |
| 50 – 100 mm | 450 | 500 | 550 | 600 | 600 | 650 | 700 | 750 |
| 105 – 140 mm | 500 | 550 | 600 | 650 | 650 | 700 | 750 | 800 |
| 145 – 200 mm | 600 | 650 | 700 | 750 | 750 | 800 | 850 | 900 |
| Price in € | Prices on request | | | | | | | |

¹⁾ Standard lengths in mm at distance e are available for all types in the variants above. Other specifications are available on request.

Installation Set for JBA-NJ and -AJ (height adjustable)

| Type | JBA-SetJ-1 | JBA-SetJ-2 | JBA-SetJ-3 | JBA-SetJ-4 | JBA-SetJ-5/6 | | JBA-SetJ-7/8 | |
|-----------------------|-------------------|------------|-------------|------------|-------------------|---------|--------------|---------|
| | JBA - 1 | JBA - 2 | JBA - 3 | JBA - 4 | JBA - 5 | JBA - 6 | JBA - 7 | JBA - 8 |
| X-Plate | JXS-D13 | | JXS-D17 | | | | JXS-D21 | |
| Horseshoe Shim | JVS-40/3-13 | | JVS-65/4-17 | | | | JVS-80/8-21 | |
| Square Shim | JVL-40/3-8 | | JVL-65/4-8 | | | | JVL-80/8-8 | |
| Levelling Pin | JGW M16x50 | JGW M16x50 | JGW M20x55 | JGW M24x60 | JGW M27x70 | | JGW M30x80 | |
| Price in € | Prices on request | | | | Prices on request | | | |

Installation Set for JBA-N and -A (height not adjustable)

| Type | JBA-Set-1 | JBA-Set-2/3/4 | | | JBA-Set-5/6/7/8 | | | |
|-----------------------|------------------|-------------------|-------------|---------|-------------------|---------|-------------|---------|
| | JBA - 1 | JBA - 2 | JBA - 3 | JBA - 4 | JBA - 5 | JBA - 6 | JBA - 7 | JBA - 8 |
| X-Plate | JXS-D13 | | JXS-D17 | | | | JXS-D21 | |
| Horseshoe Shim | JVS-40/3-13 | | JVS-65/4-17 | | | | JVS-80/8-21 | |
| Price in € | Price on request | Prices on request | | | Prices on request | | | |

Ordering Example Support Corbels JBA

| Type | Profile Size | Length L | Distance ²⁾ e in mm |
|--------|--------------|----------|--------------------------------|
| JBA-NJ | - 5 | - 600 | - 100 |

²⁾ Distance between the front edge of the ceiling panel and the internal side of the façade panel.

Material

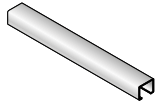
- stainless steel corrosion resistance class III
- reinforcement steel B500B

Mounting Technology

| | |
|---|----|
| JORDAHL® Mounting Channels | |
| Mounting Channels JM W-CE | 62 |
| Toothed Mounting Channels JXM W | 63 |
| Mounting Channels JM K | 64 |
| Toothed Mounting Channels JZM K | 65 |
| Slotted Back Channels JML K | 66 |
| Toothed Slotted Back Channels JZML K | 67 |
| Curved Mounting Channels JM, JXM and JML | 67 |

| | |
|---|----|
| Suitable JORDAHL® T-Bolts for Channels | |
| Suitable JORDAHL® T-Bolts for Channels | 18 |
| Suitable JORDAHL® Accessories for Channels | |
| Suitable JORDAHL® Accessories for Channels | 26 |

Mounting Channels JM W-CE ETA (European Technical Approval ETA-15/0386)



| | Profile | Material | Price in €/Metre | Cutting Rate Price in €/Piece |
|--|---|----------|------------------|-------------------------------|
| | JM W 72/48-CE T-bolt: JA M20-M30 Weight: 8.85 kg/m | black | 65.30 | 14.95 |
| | | hdg | 97.25 | 14.95 |
| | | A4 | 548.25 | 29.95 |
| | JM W 55/42-CE T-bolt: JB M10-M24 Weight: 6.57 kg/m | black | 58.70 | 14.95 |
| | | hdg | 88.60 | 14.95 |
| | JM W 53/34-CE T-bolt: JB M10-M20 Weight: 4.96 kg/m | black | 36.90 | 14.95 |
| | | hdg | 55.90 | 14.95 |
| | | A4 | 314.40 | 16.80 |
| | JM W 50/30-CE T-bolt: JB M10-M20 Weight: 3.25 kg/m | black | 24.80 | 9.45 |
| | | hdg | 39.05 | 9.45 |
| | | A4 | 243.65 | 11.95 |
| | JM W 40/22-CE T-bolt: JC M10-M16 Weight: 2.12 kg/m | black | 16.70 | 5.95 |
| | | hdg | 25.45 | 5.95 |
| | | A4 | 144.35 | 9.25 |

Further Information:

- Stock length = 6,000 mm (- 0/+ 50 mm)
- Cut length: L < 6,000 mm
- Short Pieces < 1,000 mm on request
- Cut ends have burrs
- The stated weight per metre is for mill finish material (for galvanised profiles: weight per metre + 10 %; for stainless steel profiles: weight per metre + 2 %)
- See page 16 for information about prices and cut lengths


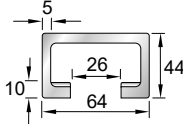
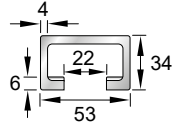
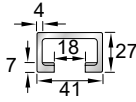
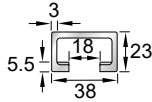
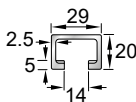
Ordering Example Mounting Channel JM

| Type | Profile Size | Channel Length in mm | Material | ETA Compliant |
|------|--------------|----------------------|----------|---------------|
| JM | W 50/30 | 6,000 | hdg | CE |



See pages 18–36 for suitable T-bolts and accessories.

Toothed Mounting Channels JXM W

|  | Profile | Material | Price in €/Metre | Cutting Rate Price in €/Piece |
|---|--|----------|------------------|-------------------------------|
|  | JXM W 64/44 | | | |
| | T-bolt: JXE M20-M24 Weight: 7.19 kg/m | black | 95.90 | 21.55 |
|  | JXM W 53/34 | | | |
| | T-bolt: JXB M16-M20 Weight: 4.65 kg/m | black | 65.30 | 14.95 |
| | | hdg | 97.45 | 14.95 |
| A4 | 548.25 | 29.95 | | |
|  | JXM W 41/27¹⁾ | | | |
| | T-bolt: JXH M12-M16 JH M10-M16 Weight: 3.38 kg/m | black | 44.65 | - |
|  | JXM W 38/23 | | | |
| | T-bolt: JXH M12-M16 JH M10-M16 Weight: 2.42 kg/m | black | 24.80 | 9.45 |
| | | hdg | 39.05 | 9.45 |
| A4 | 243.65 | 11.95 | | |
|  | JXM W 29/20 | | | |
| | T-bolt: JXD M12 JD M6-M12 Weight: 1.55 kg/m | black | 16.70 | 5.95 |
| | | hdg | 25.45 | 5.95 |

¹⁾ Available in 6,000 mm only

Material and Design

- black = mill finish 1.0038/1.0044
- hdg = hot-dip galvanised 1.0038 /1.0044
- A4 = stainless steel 1.4401/1.4404/1.4571
- W = hot-rolled
- K = cold-formed

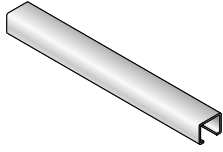
Further Information:

- See page 16 for information about prices and cut lengths

Ordering Example Toothed Mounting Channels JXM W

| Type | Profile Size | Channel Length in mm | Material |
|------|--------------|----------------------|----------|
| JXM | W 53/34 | 6,000 | hdg |

Mounting Channels JM K



| Profile | Material | Price in €/Metre | Cutting Rate Price in €/Piece |
|---|----------|------------------|-------------------------------|
| <p>JM K 72/48 T-bolt: JA M20–M30 Weight: 8.09 kg/m</p> | black | 60.50 | 15.25 |
| | hdg | 87.80 | 15.25 |
| | A4 | 400.80 | 17.35 |
| <p>JM K 53/34 T-bolt: JB M10–M20 Weight: 4.47 kg/m</p> | black | 22.60 | 9.65 |
| | hdg | 37.90 | 9.65 |
| | A4 | 178.70 | 14.90 |
| <p>JM K 50/40¹⁾ T-bolt: JB M10–M20 Weight: 3.41 kg/m</p> | black | 20.95 | – |
| | hdg | 36.80 | – |
| <p>JM K 50/30 T-bolt: JB M10–M20 Weight: 3.04 kg/m</p> | black | 17.10 | 6.05 |
| | hdg | 30.00 | 6.05 |
| | A4 | 142.40 | 9.40 |
| <p>JM K 48/26¹⁾ T-bolt: JB M10–M16 Weight: 2.25 kg/m</p> | black | 15.70 | – |
| | hdg | 25.80 | – |
| <p>JM K 41/41¹⁾ Channel Nuts: JAM (F) 22 M6–M12 Weight: 2.61 kg/m</p> | black | 15.70 | – |
| | hdg | 25.80 | – |
| <p>JM K 40/25 T-bolt: JC M10–M16 Weight: 2.01 kg/m</p> | black | 12.40 | 6.05 |
| | hdg | 21.05 | 6.05 |
| | A2 | 76.05 | 9.40 |
| | A4 | 98.95 | 9.40 |
| <p>JM K 40/22 T-bolt: JC M10–M16 Weight: 1.53 kg/m</p> | black | 8.60 | 6.05 |
| | hdg | 16.05 | 6.05 |
| <p>JM K 38/17 T-bolt: JH M10–M16, Weight: 1.77 kg/m</p> | black | 10.50 | 4.35 |
| | hdg | 17.45 | 4.35 |
| | A2 | 62.50 | 6.60 |
| | A4 | 81.05 | 6.60 |

¹⁾ Available in 6,000 mm only

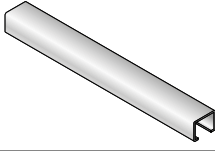
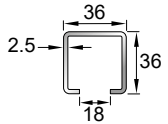
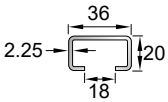
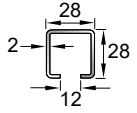
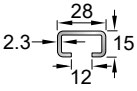
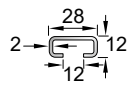
Further Information:

- Stock length = 6,000 mm (- 0/+ 50 mm)
- Cut length: L < 6,000 mm
- Short Pieces < 1,000 mm on request
- Cut ends have burrs
- The stated weight per metre is for mill finish material (for galvanised profiles: weight per metre + 10 %; for stainless steel profiles: weight per metre + 2 %)
- See page 16 for information about prices and cut lengths




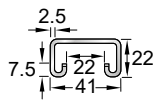
See pages 18–36 for suitable T-bolts and accessories.

Mounting Channels JM K

|  | Profile | Material | Price in €/ Metre | Cutting Rate Price in €/Piece |
|---|--|----------|-------------------|-------------------------------|
|  | JM K 36/36¹⁾ T-bolt: JH M10-M16, Weight: 2.20 kg/m | black | 12.60 | - |
| | | hdg | 21.90 | - |
| | | A4 | 95.55 | - |
|  | JM K 36/20¹⁾ T-bolt: JH M10-M16, Weight: 1.44 kg/m | black | 8.60 | - |
| | | hdg | 14.40 | - |
|  | JM K 28/28¹⁾ T-bolt: JD M6-M12 Weight: 1.39 kg/m | black | 8.05 | - |
| | | hdg | 12.60 | - |
| | | A4 | 64.00 | - |
|  | JM K 28/15 T-bolt: JD M6-M12 Weight: 1.08 kg/m | black | 6.65 | 4.35 |
| | | hdg | 10.65 | 4.35 |
| | | A2 | 39.05 | 6.60 |
| | | A4 | 51.65 | 6.60 |
|  | JM K 28/12 T-bolt: JD M6-M10 Weight: 0.89 kg/m | black | 5.65 | 4.35 |
| | | hdg | 8.95 | 4.35 |
| | | A2 | 32.55 | 6.60 |
| | | A4 | 51.50 | 6.60 |

¹⁾ Available in 6,000 mm only

Toothed Mounting Channels JZM K

|  | Profile | Material | Price in €/ Metre | Cutting Rate Price in €/Piece |
|---|--|----------|-------------------|-------------------------------|
|  | JZM K 41/22 T-bolt: JZS M10-M16 Weight: 1.88 kg/m | black | 19.55 | 6.05 |
| | | hdg | 29.65 | 6.05 |
| | | A4 | 116.50 | 9.40 |


Material and Design

- black = mill finish 1.0038/1.0044
- hdg = hot-dip galvanised 1.0038/1.0044
- A2 = stainless steel 1.4301/1.4541
- A4 = stainless steel 1.4401/1.4404/1.4571
- W = hot-rolled
- K = cold-formed

Ordering Example Mounting Channels JM

| Type | Profile Size | Channel Length in mm | Material |
|------|--------------|----------------------|----------|
| JM | K 50/30 | 6,000 | hdg |

Slotted Back Mounting Channels JML K



| | Profile | Material | Price in €/Metre | Cutting Rate Price in €/Piece | |
|--|---------------------------------|------------------------------------|---------------------|----------------------------------|------|
| | JML K 50/40¹⁾ | T-bolt: JB M10–M20 | 22.60 | – | |
| | | Weight: 3.25 kg/m LL 11 × 40 mm | hdg | 38.40 | – |
| | JML K 41/41¹⁾ | Channel Nuts: JAM (F) 22 M6–M12 | 17.45 | – | |
| | | Weight: 2.47 kg/m LL 11 × 40 mm | hdg | 27.85 | – |
| | JML K 40/25 | T-bolt: JC M10–M16 | 15.25 | 6.05 | |
| | | Weight: 1.86 kg/m LL 11 × 40 mm | hdg | 24.00 | 6.05 |
| | | | A4 | 103.05 | 9.40 |
| | JML K 38/17 | T-bolt: JH M10–M16 | 19.80 | 4.35 | |
| | | Weight: 1.55 kg/m LL 11 × 40 mm | A4 | 85.35 | 6.60 |
| | JML K 36/36¹⁾ | T-bolt: JH M10–M16 | 14.15 | – | |
| | | Weight: 2.09 kg/m LL 11 × 40 mm | hdg | 26.05 | – |
| | | | A4 | 99.45 | – |
| | JML K 28/28¹⁾ | T-bolt: JD M6–M12 | 9.30 | – | |
| | | Weight: 1.28 kg/m LL 11 × 40 mm | hdg | 15.25 | – |
| | | | A4 | 67.95 | – |
| | JML K 28/15 | T-bolt: JD M6–M12 | 8.05 | 4.35 | |
| | | Weight: 1.02 kg/m LL 9 × 25 mm | hdg | 12.30 | 4.35 |
| | | | A4 | 56.00 | 6.60 |

¹⁾ Available in 6,000 mm only
 LL = Slot Size

Material and Design

- black = mill finish 1.0038/1.0044
- hdg = hot-dip galvanised 1.0038 /1.0044
- A2 = stainless steel 1.4301/1.4541
- A4 = stainless steel 1.4401/1.4404/1.4571
- W = hot-rolled
- K = cold-formed

Further Information:

- See page 16 for information about prices and cut lengths
- Slotted holes are at 60 mm centres (other slot variations available on request)

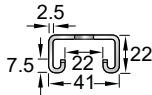

Ordering Example Slotted Back Mounting Channels JML

| Type | Profile Size | Channel Length in mm | Material |
|------|--------------|-------------------------|----------|
| JML | K 40/25 | – 6,000 | – hdg |



See pages 18–36 for suitable T-bolts and accessories.

Toothed Slotted Back Mounting Channels JZML K



Profile

Material

**Price in
€/ Metre**

**Cutting Rate
Price in €/Piece**

JZML K 41/22

T-bolt: JZS M12-M16
Weight: 1.74 kg/m
LL 11 x 40 mm

| | | |
|-------|--------|------|
| black | 24.95 | 6.05 |
| hdg | 32.50 | 6.05 |
| A4 | 120.75 | 9.40 |

LL = Slot Size

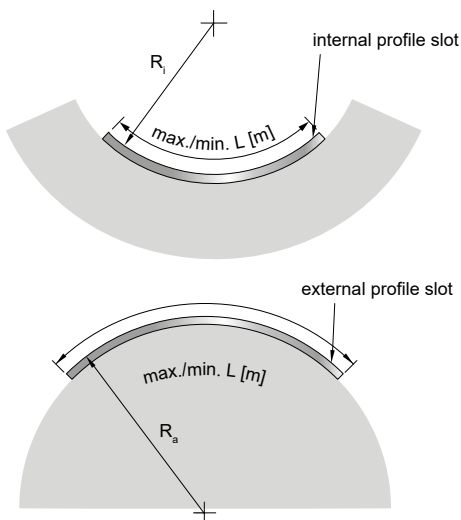
Further Information:

- See page 18 for suitable T-bolts and accessories
- See page 16 for information about prices and cut lengths
- Slotted holes are at 60 mm centres (other slot variations available on request)

Ordering Example Toothed Slotted Back Mounting Channels JZML

| Type | Profile Size | Channel Length in mm | Material |
|------|--------------|----------------------|----------|
| JZML | K 41/22 | - 6,000 | - hdg |

Curved Mounting Channels JM, JXM and Perforated Mounting Channels JML



Profile JM, JML

Material

Price in €

| | | |
|--------------------|-------------|-------------------|
| W 72/48 | hdg, A4 | Prices on request |
| K 72/48 | hdg, A4 | |
| W 55/42 | hdg | |
| W 53/34 | hdg, A4 | |
| K 53/34 | hdg, A4 | |
| W 50/30 | hdg, A4 | |
| K 50/30 | hdg, A4 | |
| W 40/22 | hdg, A4 | |
| K 40/25 | hdg, A4 | |
| K 38/17 | hdg, A4, A2 | |
| K 28/15 | hdg, A4, A2 | |
| Profile JXM | | |
| W 38/23 | hdg, A4 | |
| W 29/20 | hdg | |

R_i = internal profile slot; R_a = external profile slot

Material and Design

- hdg = hot-dip galvanised 1.0038 /1.0044
- A2 = stainless steel 1.4301/1.4541
- A4 = stainless steel 1.4401/1.4404/1.4571

Ordering Example Curved Mounting Channels

| Type | Profile | Channel Length in mm | Material | Bending Radius in mm |
|------|---------|----------------------|----------|------------------------|
| JM | K 38/17 | - 1,050 | - hdg | R _i = 1,000 |

Sound Insulation

JORDAHL® Sound Insulation

| | |
|---------------------|----|
| Elevator Insulation | 70 |
| JAI | |

Elevator Insulation JAI

with voluntary Type Approval Test (TÜV)



| Type | Variant | Set-Accessories incl. | Price in €/Piece net |
|------------------------|---|-----------------------|----------------------|
| JAI-A1-JC16 GV | Elevator insulation A1 with round hole | JC M16x80 8.8 GV | 245.60 |
| JAI-A1-JB16 GV | Elevator insulation A1 with round hole | JB M16x80 8.8 GV | 250.10 |
| JAI-A1J-JC16 GV | Elevator insulation A1J adjustable with oblong hole | JC M16x80 8.8 GV | 245.60 |
| JAI-A1J-JB16 GV | Elevator insulation A1J adjustable with oblong hole | JB M16x80 8.8 GV | 250.10 |

Material and Design

- gv = galvanized
- Insulating material: Mixed cell polyetherurethane

Ordering Example Elevator insulation JAI

| Type | Screws incl. | Material |
|---------|--------------|----------|
| JAI-A1J | - JC16 | - gv |

Index

| | | |
|--|-------|--|
| A | | |
| Additional Component JVA+ZB | 53 | |
| Anchor Channels JTA W, JTA K | 6-9 | |
| Angled Brackets JW | 55 | |
| Angled Support Brackets L-DF+, L-F+ | 52 | |
| Assembly Aid JDA-Q | 42 | |
| B | | |
| Breaking Point T-Bolts JB-SB, JH-SB | 23 | |
| Brick Tie Anchors JMA, -D, -Q, -QE | 32 | |
| Brickwork Support Brackets JVAeco+ F, FAR | 51 | |
| Brickwork Support Brackets JVAeco+ N, NA, NU | 50 | |
| Brickwork Support Brackets JVAeco+ NFT, NAFTA | 52 | |
| Brickwork Support Brackets JVAeco+ P, PAR | 50 | |
| C | | |
| Cavity Wall Ties JLA | 58 | |
| Channel Brackets JKO | 29 | |
| Channel Nuts JAM | 26 | |
| Channels for Brick Ties | 33 | |
| Channels for Self-Drilling Screws JTB | 17 | |
| Clamping Claw SPKU with Washer | 29 | |
| Clamping Plates KP, KPA | 28-29 | |
| Coupling Sleeves Round VM | 28 | |
| Curved Anchor Channels JTA, JXA | 13 | |
| Curved Mounting Channels JM, JXM, JML | 67 | |
| D | | |
| Determining the Required T-Bolt Length | 18 | |
| Double-Notch Toothed T-Bolts JKB, JKC | 25 | |
| Double Shear Connectors JDSD, JDSDQ | 46 | |
| E | | |
| Edge Protection Angles JKW | 30 | |
| End Anchors JE for Anchor Channels | 28 | |
| Eyelet Sockets ÖM | 31 | |
| F | | |
| Facade Connection Channels JTA-RT, JTA-RF | 15 | |
| Pricing Standard and Special Cut Channel Lengths | 16 | |
| Fire-Protection Collars JBRM, JBRMQ | 47 | |
| Flange Nuts SKF | 28 | |
| G | | |
| Grout-in Brackets JMK+ | 53 | |
| H | | |
| Hammer-Head T-Bolts JH, JD, JG | 21-22 | |
| Handrail Connection Channels JGB | 14-15 | |
| Hexagonal Coupling Sleeves VMSK | 27 | |
| Hexagon Nuts (DIN EN ISO 4032) | 27 | |
| Hook-Head T-Bolts JA, JB, JC | 18-20 | |
| Hooked-Head Sliding Nuts JGM (Forged) | 26 | |
| Hammer-Head Sliding Nuts JGM (Flat Steel) | 26 | |
| Horseshoe Shims JVS | 28 | |
| I | | |
| Installation Cone JIC | 28 | |
| Installation Set | 57 | |
| (Brickwork Support Brackets to Anchor Channels) | 57 | |
| (Drilled Bolts for Brickwork Support) | 57 | |
| Installation Set JBA-N, -A | 59 | |
| Installation Set JBA-NJ, -AJ | 59 | |
| Insulation Retainers, Water Barrier Discs, ISO-Clips | 58 | |
| L | | |
| Loop Channels JSA K | 12 | |
| M | | |
| Mounting Channels JM K | 64-65 | |
| Mounting Channels JM W | 62 | |
| N | | |
| Nail Anchors JNA | 33 | |
| Notch Toothed Shims JKZS | 27 | |
| P | | |
| Parapet Brick Anchors JAV | 54 | |
| Precast Lintel Angle JFTW | 56 | |
| Precast Lintel Support JFT+ | 56 | |
| Pressure Bolts JDS | 31 | |
| Punching Shear Reinforcement JDA | 40-41 | |
| Punching Shear Reinforcement JDA-FT-KL | 41 | |
| R | | |
| Ring Bolts FIG | 56 | |
| Ring Nuts RM (DIN 582) | 31 | |

S

| | |
|--|-------|
| Scaffold Anchors JGA +Q, +Z | 56 |
| Scaffold Shoes JG | 36 |
| Shear Reinforcement JDA-S | 40-41 |
| Shim AGW | 57 |
| Slotted Back Mounting Channels JML K | 66 |
| Spacers AH-FBA, AH-FT, AH-DA | 42 |
| Spring Washers (DIN 127) | 27 |
| Square Shims JVL | 28 |
| Stainless Steel Wires ESD | 55 |
| Standard Configurations JDA, JDA-S | 40-41 |
| Support Corbels JBA-NJ, -AJ, -N, -A | 59 |
| Suspension Loops JRH, JRH (for Stretcher Lintel) | 55 |

T

| | |
|---|-------|
| Threaded Rods GS | 31 |
| Tilt Restraint Straps JVB-WRL, -WLL | 35 |
| Toothed Anchor Channels JXA - PC W | 11 |
| Toothed Anchor Channels JXA W | 10 |
| Toothed Anchor Channels JZA K | 12 |
| Toothed Mounting Channels JXM W | 63 |
| Toothed Mounting Channels JZM K | 65 |
| Toothed Slotted Back Mounting Channels JZML K | 67 |
| Toothed Straps JVB-N, -V, -Z, -ZS | 34-35 |
| Toothed T-Bolts JXE, JXB, JXH, JXD, JZS | 23-25 |
| Turnbuckle Connections JSV | 30 |
| Turnbuckles SP | 31 |

W

| | |
|-----------------------------------|----|
| Washers (DIN EN ISO 7089, 7093-1) | 27 |
| Wedge Adjuster, U-Plate | 57 |
| Windposts JWP | 54 |

Our synergy concept for your benefit

With us, you benefit from the collective experience of three established manufacturers, who combine products and expertise in a comprehensive range. That is the PohlCon synergy concept.



Full-service consulting

Our extensive network of consultants is available to answer all your questions about our products on site. From planning to use, you can enjoy personal support from our qualified employees.




Digital solutions

Our digital solutions provide targeted support in planning with our products. From tender texts to CAD details and BIM data, right through to modern software solutions, we offer customized support for your planning process.



7 fields of application

We think in terms of holistic solutions. This is why we have combined our products into seven fields of application, where you can benefit from their synergy and the overall PohlCon product portfolio.



10 product categories

In order to find the right product in our extensive range even faster, we have divided our products into ten product categories. This way you can navigate unerringly between our products.



Individual solutions

No series product on the market is suitable for your project? We realize unique construction projects and exceptional challenges with the many years of expertise of the three manufacturing brands.

PohlCon GmbH

Nobelstr. 51
12057 Berlin
Germany

T +49 30 68 283 - 04
F +49 30 68 283 - 383

www.pohlcon.com