

Price list 2021

Valid from 1st February 2021



Product Categories

At a glance

Fastening Technology

Page 5

Fastening Technology

Reinforcement Technology

Page 39

Reinforcement Technology

Connector Technology

Page 45

Connector Technology

Facade Connection Systems

Page 49

Facade Connection Systems

Mounting Technology

Page 61

Mounting Technology

Sound Insulation

Page 69

Sound Insulation

Fastening Technology

JORDAHL® Anchor Channels

Anchor Channels JTA W, JTA K	6
Toothed Anchor Channels JXA W	10
Toothed Anchor Channels JXA-PC W	11
Toothed Anchor Channels JZA K	12
Loop Channels JSA K	12
Curved Anchor Channels JTA, JXA	13
Handrail Connection Channels JGB	14
Facade Connection Channels- JTA-RT, JTA-RF	15
Pricing Standard and Special Cut Channel Lengths	16
Channels for Self-Drilling Screws JTB	17

JORDAHL® T-Bolts for Channels

Determining the Required T-Bolt Length	18
Hook-Head T-Bolts JA, JB, JC	18
Hammer-Head T-Bolts JH, JD, JG	21
Breaking Point T-Bolts JB-SB, JH-SB	23
Toothed T-Bolts JXE, JXB, JXH, JXD, JZS	23
Double-Notch Toothed T-Bolts JKB, JKC	25

JORDAHL® Accessories for Channels

Hooked-Head Sliding Nuts JGM (Forged)	26
Hammer-Head Sliding Nuts JGM (Flat Steel)	26
Channel Nuts JAM	26
Notch Toothed Shims JKZS	27
Hexagon Nuts (DIN EN ISO 4032)	27
Washers (DIN EN ISO 7089, 7093-1)	27
Spring Washers (DIN 127)	27
Hexagonal Coupling Sleeves VMSK	27
Coupling Sleeves Round VM	28
Flange Nuts SKF	28
Installation Cone JIC	28
Horseshoe Shims JVS	28
Square Shims JVL	28
End Anchors JE for Anchor Channels	28
Clamping Plates KPA	28
Clamping Plates (DIN 3568) KP	29
Clamping Claw SKU with Washer	29

Channel Brackets JKO	29
Edge Protection Angles JKW	30
Turnbuckle Connections JSV	30
Turnbuckles SP	31
Eyelet Sockets ÖM	31
Ring Nuts (DIN 582) RM	31
Threaded Rods GS	31
Pressure Bolts JDS	31
Brick Tie Anchors JMA, -D, -Q, -QE	32
Nail Anchors JNA	33
Sliding Sleeves JMA-G	33
Channels for Brick Ties	33
Toothed Straps JVB-N, -V, -Z, -ZS	34
Tilt Restraint Straps JVB-KRL, -KLL	35
Scaffold Shoes JG	36

JORDAHL® Anchor Channels JTA W, JTA K

ETA (European Technical Approval ETA-09/0338)

Profile	JTA W 72/48-CE		JTA K 72/48-CE		JTA W 55/42-CE				
Suitable T-bolts	JA M20-M30		JA M20-M30		JB M10-M24				
Round Anchor									
I-Anchor									
Channel Length ²⁾ in mm	Number of Anchors	Price in €/Piece		Number of Anchors	Price in €/Piece		Number of Anchors	Price in €/Piece	
		Material			Material			Material	
		hdg	A4		hdg	A4		hdg	A4
150	2	45.15	135.15	2	42.90	97.20	2	30.25	
200	2	48.65	161.65	2	46.25	110.45	2	33.25	
250	2	52.10	188.15	2	49.55	123.70	2	36.20	
300	2	55.70	214.60	2	52.90	136.95	2	39.15	
350	2	59.20	241.10	2	56.25	150.15	2	39.85	
400	3	75.25	292.65	3	71.50	189.25	3	53.20	
550	3	84.60	372.10	3	80.30	228.95	3	61.35	
800	4	115.80	528.05	4	110.00	319.50	4	84.80	
1,050	5	170.35	679.55	5	161.80	405.35	5	103.35	
3,000	11	414.70	1,895.50	11	393.90	1,085.95	11	261.30	
6,000	21	789.90	3,610.50	21	750.30	2,068.50	21	497.70	
Specification/lin. m¹⁾	3.5/m	131.65	601.75	3.5/m	125.05	344.75	3.5/m	82.95	
Weight in kg/m¹⁾	9.80			9.05			7.70		
Standard Cut Length Surcharge		10%	10%		10%	10%		10%	

¹⁾ calculated on the basis of the 6,000 mm channel length.
²⁾ Tolerance +/- 5 mm for channel length < 6,000 mm.

Further Information:

- All prices incl. foam filling and nail holes
- Stock length = 6,000 mm (-0/+50 mm)
- Channel overhang to end anchors 25 - 35 mm
- Cut Lengths: 1,050 mm < L < 6,000 mm
- Calculation example for standard and special cut lengths: see page 16
- Special lengths are subject to a 20 % surcharge due to increased production costs

Anchor Type:

- Round anchor = standard version
- I-anchor = delivery subject to confirmation
- Weight per metre based on mill finish
 (for galvanised profiles: weight per metre + 10 %;
 for stainless steel profiles: weight per metre + 2 %)



See pages 18 –36 for suitable T-bolts and accessories

Profile	JTA W 53/34-CE		JTA K 53/34-CE		JTA W 50+CE		JTA W 50/30-CE					
Suitable T-bolts	JB M10-M20		JB M10-M20		JB M10-M20		JB M10-M20					
Round Anchor												
I-Anchor												
Channel Length ²⁾ in mm	Number of Anchors	Price in €/Piece		Number of Anchors	Price in €/Piece		Number of Anchors	Price in €/Piece		Number of Anchors	Price in €/Piece	
		Material			Material			Material			Material	
		hdg	A4		hdg	A4		hdg	A4		hdg	A4
150	2	22.30	69.35	2	21.60	61.15	2	19.75	67.20	2	14.90	51.80
200	2	26.40	84.85	2	24.75	71.75	2	23.20	72.15	2	17.55	62.45
250	2	30.55	100.10	2	27.95	82.30	2	26.60	77.05	2	20.05	73.10
300	2	34.70	115.45	2	31.20	92.90	2	30.10	96.90	2	22.65	83.85
300	3	39.45	-	3	37.00	-	3	-	-	3	26.10	93.55
350	3	41.10	142.40	3	37.30	117.95	3	36.25	107.60	3	27.25	104.20
400	3	44.90	157.70	3	40.20	128.45	3	39.40	118.45	3	29.65	114.85
550	3	55.85	203.65	3	48.65	160.25	3	49.05	166.65	3	36.85	146.90
800	4	80.35	291.80	4	68.70	227.55	4	69.50	215.50	4	52.20	209.95
1,050	5	124.20	379.90	5	107.10	294.90	5	89.65	279.70	5	67.45	273.05
3,000	13	265.55	1,057.45	13	259.10	716.45	13	222.85	796.95	13	164.10	750.65
6,000	25	505.80	2,014.20	25	493.50	1,364.70	25	424.50	1,518.00	25	312.60	1,429.80
Specification/lin. m¹⁾	4/m	84.30	335.70	4/m	82.25	227.45	4/m	70.75	253.00	4/m	52.10	238.30
Weight in kg/m¹⁾	5.60			5.10			3.45			3.45		
Standard Cut Length Surcharge		10%	10%		10%	10%		10%	10%		10%	10%

¹⁾ calculated on the basis of the 6,000 mm channel length.
²⁾ Tolerance +/- 5 mm for channel length < 6,000 mm.

Material and Design

- hdg = hot-dip galvanised 1.0038 /1.0044
- A4 = stainless steel 1.4401/1.4404/1.4571
- W = hot-rolled
- K = cold-formed

Ordering Example Anchor Channels Short Pieces

Type	Profile Size	Channel Length	Anchor	Material	ETA Compliant
JTA	W 50/30	- 250	- 2A	- hdg	- CE

JORDAHL® Anchor Channels JTA W, JTA K

ETA (European Technical Approval ETA-09/0338)

Profile	JTA K 50/30-CE		JTA W 40+CE ¹⁾		JTA W 40/22-CE ¹⁾				
Suitable T-bolts	JB M10-M20		JC M10-M16		JC M10-M16				
Round Anchor									
I-Anchor									
Channel Length ²⁾ in mm	Number of Anchors	Price in €/Piece		Number of Anchors	Price in €/Piece		Number of Anchors	Price in €/Piece	
		Material			Material			Material	
		hdg	A4		hdg	A4		hdg	A4
150	2	13.15	35.20	2	12.35	57.95	2	11.20	35.00
200	2	14.95	41.00	2	14.25	63.65	2	11.50	42.85
250	2	16.65	46.70	2	16.10	70.50	2	13.50	50.75
250	3	19.45	51.90	3	-	-	3	16.80	54.85
300	2	18.45	52.50	2	17.95	74.15	2	15.45	56.35
300	3	21.25	57.45	3	-	-	3	18.45	63.65
350	3	23.25	67.00	3	22.00	102.55	3	18.95	68.55
400	3	26.95	72.85	3	23.75	113.75	3	20.80	76.40
550	3	28.85	90.10	3	29.05	130.10	3	28.75	101.20
800	4	40.45	127.65	4	40.90	167.35	4	36.30	148.25
1,050	5	53.40	165.20	5	52.95	233.65	5	45.45	193.20
3,000	13	136.70	468.55	13	132.60	628.10	13	116.85	534.55
6,000	25	260.40	892.50	25	252.60	1,196.40	25	222.60	1,018.20
Specification/lin. m²⁾	4/m	43.40	148.75	4/m	42.10	199.40	4/m	37.10	169.70
Weight in kg/m²⁾	3.25			2.30			2.30		
Standard Cut Length Surcharge		10%	10%		10%	10%		10%	10%

¹⁾ Hot-dip galvanised version also available with shortened anchors (installation height of JTA W 40/22 and JTA K 40/25 is approx. 60 mm; not part of the European Technical Approval). Price on request.

²⁾ calculated on the basis of the 6,000 mm channel length.

³⁾ Tolerance +/- 5 mm for channel length < 6,000 mm.

Further Information:

- All prices incl. foam filling and nail holes
- Stock length = 6,000 mm (-0/+50 mm)
- Channel overhang to end anchors 25 - 35 mm
- Cut Lengths: 1,050 mm < L < 6,000 mm
- Calculation example for standard and special cut lengths: see page 16
- Special lengths are subject to a 20 % surcharge due to increased production costs

Anchor Type:

- Round anchor = standard version
- I-anchor = delivery subject to confirmation
- Weight per metre based on mill finish (for galvanised profiles: weight per metre + 10 %; for stainless steel profiles: weight per metre + 2 %)



See pages 18 –36 for suitable T-bolts and accessories

Profile	JTA K 40/25-CE ¹⁾		JTA K 38/17-CE ¹⁾		JTA K 28/15-CE				
Suitable T-bolts	JC M10-M16		JH M10-M16		JD M6-M12				
Round Anchor									
I-Anchor									
Channel Length ³⁾ in mm	Number of Anchors	Price in €/Piece		Number of Anchors	Price in €/Piece		Number of Anchors	Price in €/Piece	
		Material			Material			Material	
		hdg	A4		hdg	A4		hdg	A4
100	–	–	–	2	7.25	21.30	2	6.60	17.15
150	2	10.20	30.80	2	8.40	26.00	2	7.50	20.90
200	2	10.55	35.80	2	9.65	30.60	2	8.20	24.65
250	2	11.95	40.80	2	11.20	35.25	2	8.45	28.35
250	3	14.70	44.50	–	–	–	–	–	–
300	2	12.10	45.95	–	–	–	–	–	–
300	3	15.15	50.40	3	15.40	46.80	3	11.65	39.60
350	3	15.55	52.20	3	15.55	51.50	3	11.80	43.35
400	3	16.75	63.60	3	16.05	58.30	3	12.70	47.10
550	3	20.45	78.60	4	20.85	79.20	4	15.35	63.95
800	4	32.15	108.30	5	35.40	107.20	5	21.65	94.60
1,050	5	41.35	138.00	6	37.60	139.60	6	29.75	106.70
3,000	13	100.35	378.15	16	83.15	322.55	16	62.20	213.55
6,000	25	191.10	720.30	31	158.40	614.40	31	118.50	406.80
Specification/lin. m²⁾	4/m	31.85	120.05	4/m	26.40	102.40	4/m	19.75	67.80
Weight in kg/m²⁾	2.25			2.25			2.25		
Standard Cut Length Surcharge		10%	10%		10%	10%		10%	10%

¹⁾ Hot-dip galvanised version also available with shortened anchors (installation height of JTA W 40/22 and JTA K 40/25 is approx. 60 mm; installation height of JTA K 38/17 is approx. 55 mm; not part of the European Technical Approval). Price on request.

²⁾ calculated on the basis of the 6,000 mm channel length.

³⁾ Tolerance +/- 5 mm for channel length < 6,000 mm.

Material and Design

- hdg = hot-dip galvanised 1.0038 /1.0044
- A4 = stainless steel 1.4401/1.4404/1.4571
- W = hot-rolled
- K = cold-formed

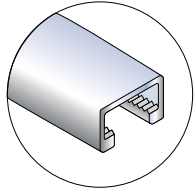
Ordering Example Anchor Channels Short Pieces

Type	Profile Size	Channel Length	Anchor	Material	ETA Compliant
JTA	K 38/17	- 300	- 3A	- hdg	- CE

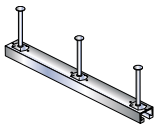
JORDAHL® Toothed Anchor Channels JXA W

abZ (German Technical Approval Z-21.4-1690)

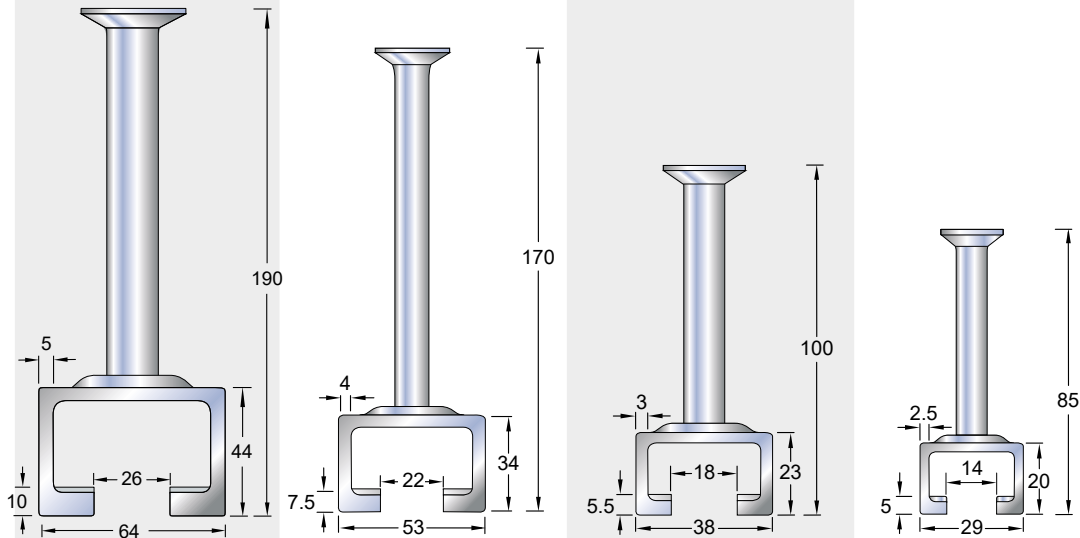
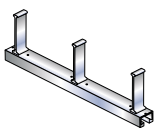
Profile	JXA W 64/44	JXA W 53/34	JXA W 38/23	JXA W 29/20
Suitable T-bolts	JXE M20-M24	JXB M16-M20	JXH M12-M16	JXD M12



Round Anchor



I-Anchor



Channel Length ¹⁾ in mm	Number of Anchors	Price in €/Piece		Number of Anchors	Price in €/Piece		Number of Anchors	Price in €/Piece		Number of Anchors	Price in €/Piece	
		Material	hdg		Material	hdg		A4	Material		hdg	A4
150	2	65.45		2	35.10	137.00	2	15.45	53.50	2	11.25	
200	2	73.05		2	38.35	159.20	2	18.20	64.10	2	13.70	
250	2	80.75		2	41.60	181.35	2	20.90	74.50	2	15.65	
300	2	88.30		2	44.85	203.60	2	23.55	85.05	3	20.05	
350	3	111.40		3	58.65	260.25	3	28.50	106.20	3	21.60	
400	3	118.50		3	61.75	282.40	3	31.10	116.75	3	23.50	
550	3	140.40		3	71.15	351.35	3	38.65	148.20	4	31.90	
800	4	195.10		4	98.10	495.45	4	54.85	211.40	5	44.10	
1,050	5	280.10		5	138.05	631.95	5	80.85	274.75	6	56.65	
3,000	13	743.70		13	383.35	1,789.35	13	155.45	750.95	16	119.70	
6,000	25	1,416.60		25	730.20	3,408.30	25	296.10	1,430.40	31	228.00	

Specification/lin. m ²⁾	4/m	236.10	4/m	121.70	568.05	4/m	49.35	238.40	5/m	38.00
Weight in kg/m ²⁾	8.30		5.50			2.70		1.70		
Standard Cut Length Surcharge	10%		10%		10%	10%		10%		10%

¹⁾ calculated on the basis of the 6,000 mm channel length.
²⁾ Tolerance +/- 5 mm for channel length < 6,000 mm.

Further Information:

- All prices incl. foam filling and nail holes
- Stock length = 6,000 mm (- 0/+ 50 mm)
- Channel overhang to end anchors 25 - 35 mm
- Cut Lengths: 1,050 mm < L < 6,000 mm
- Calculation example for standard and special cut lengths: see page 18
- Special lengths are subject to a 20 % surcharge due to increased production costs

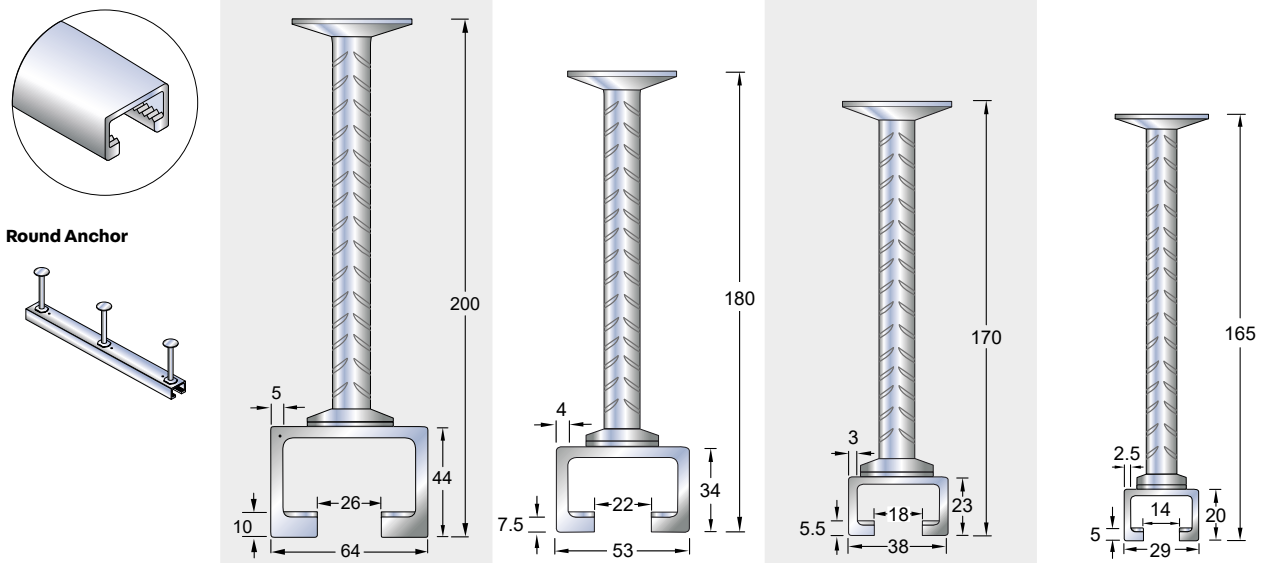
Anchor Type:

- Round anchor = standard version
- I-anchor = delivery subject to confirmation
- Weight per metre based on mill finish (for galvanised profiles: weight per metre + 10 %; for stainless steel profiles: weight per metre + 2 %)



See pages 18 –36 for suitable T-bolts and accessories

JORDAHL® Toothed Anchor Channels JXA-PC W

Profile	JXA-PC W 64/44	JXA-PC W 53/34	JXA-PC W 38/23	JXA-PC W 29/20					
Suitable T-bolts	JXE M20-M24	JXB M16-M20	JXH M12-M16	JXD M12					
									
Channel Length ³⁾ in mm	Number of Anchors	Price in €/Piece		Number of Anchors	Price in €/Piece		Number of Anchors	Price in €/Piece	
		Material	hdg		Material	hdg		Material	hdg
150	2	96.30		2	80.90		2	65.15	
200	2	107.15		2	88.00		2	69.90	
250	2	118.10		2	95.10		2	74.50	
300	2	129.00		2	102.25		2	79.25	
350	3	164.35		3	134.70		3	107.30	
400	3	174.45		3	141.35		3	111.80	
550	3	205.75		3	161.80		3	125.45	
800	4	285.85		4	222.80		4	170.55	
1,050	5	407.00		5	311.25		5	235.85	
3,000	13	987.05		13	750.80		13	574.90	
6,000	25	1,880.10		25	1,430.10		25	1,095.00	
Specification/lin. m ²⁾	4/m	313.35		4/m	238.35		4/m	182.50	
Weight in kg/m ²⁾	8.76			5.74			3.51		
Standard Cut Length Surcharge		10%			10%			10%	

¹⁾ calculated on the basis of the 6,000 mm channel length.
²⁾ Tolerance +/- 5 mm for channel length < 6,000 mm.

Material and Design

- hdg = hot-dip galvanised 1.0038 /1.0044
- A4 = stainless steel 1.4401/1.4404/1.4571
- W = hot-rolled
- K = cold-formed

Ordering Example for Toothed Anchor Channels JXA

Type	Profile Size	Channel Length	Material
JXA	W 38/23	- 6,000 -	hdg

Ordering Example for Toothed Anchor Channels JXA-PC

Type	Profile Size	Channel Length	Material
JXA-PC	W 38/23	- 6,000 -	hdg

Toothed Anchor Channels JZA K

abZ (German Technical Approval Z-21.4-741)

Profile	JZA K 41/22¹⁾		
Suitable T-bolts	JZS M10–M16		
Channel Length³⁾ in mm	Number of Anchors	Price in €/Piece	
		Material	
		hdg	A4
100	2	9.60	25.25
150	2	11.30	31.45
200	2	13.00	37.60
250	2	14.70	43.75
300	2	16.35	49.80
350	3	20.00	62.25
400	3	21.55	68.40
550	3	26.20	86.35
800	4	36.90	123.15
1,050	5	47.70	159.90
3,000	13	144.10	476.30
6,000	25	274.50	907.20
Specification/lin. m²⁾	4/m	45.75	151.20
Weight in kg/m²⁾	2.30		
Standard Cut Length Surcharge		10%	10%

¹⁾ Hot-dip galvanised version also available with shortened anchors (installation height is approx. 60 mm; not part of the German Technical Approval). Price on request.
²⁾ calculated on the basis of the 6,000 mm channel length.
³⁾ Tolerance +/- 5 mm for channel length < 6,000 mm.

Further Information:

- See page 16 for all information about cut lengths, anchor design etc.

Loop Channels JSA K

Profile	JSA K 38/17	JSA K 28/15	
Suitable T-bolts	JH M10–M16	JD M6–M12	
Strap Type	2 × 20 × 400	1.5 × 15 × 320	
	Material hdg		Material hdg
	Incl. strap	Not incl. strap	Incl. strap
			Not incl. strap
Specification/lin. m²⁾	29.55	22.60	15.00
Weight in kg/m²⁾	2.30	–	1.35
Standard Cut Length Surcharge	10%		10%

Ordering Example Toothed Anchor Channels JZA

Type	Profile Size	Channel Length	Material
JZA	K 41/22	– 6,000	– hdg

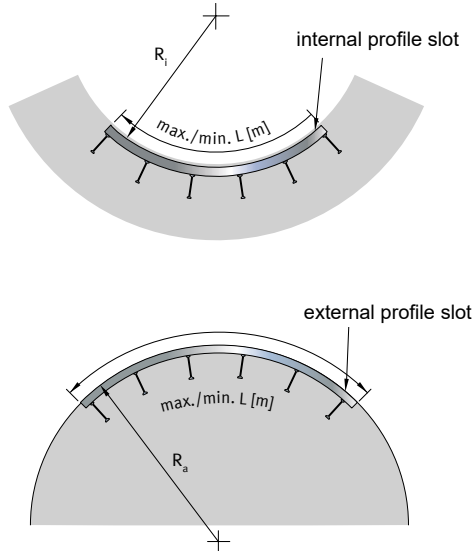
Material and Design

- hdg = hot-dip galvanised 1.0038 /1.0044
- A4 = stainless steel 1.4401/1.4404/1.4571
- W = hot-rolled
- K = cold-formed



See pages 18 –36 for suitable T-bolts and accessories

Curved Anchor Channels JTA, JXA



R_i = internal profile slot; R_a = external profile slot

Material and Design

- hdg = hot-dip galvanised 1.0038
- A4 = stainless steel 1.4401/1.4404/1.4571

Profile JTA	Material	Price in €
W 72/48	hdg, A4	Price on request
K 72/48	hdg, A4	
W 55/42	hdg	
W 53/34	hdg, A4	
K 53/34	hdg, A4	
W 50+	hdg, A4	
W 50/30	hdg, A4	
K 50/30	hdg, A4	
W 40+	hdg, A4	
W 40/22	hdg, A4	
K 40/25	hdg, A4	
K 38/17	hdg, A4	
K 28/15	hdg, A4	

Profile JXA	Material	Price in €
W 38/23	hdg, A4	Price on request
W 29/20	hdg	

Ordering Example Curved Anchor Channels

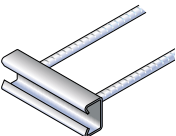
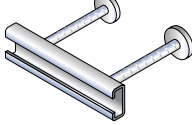
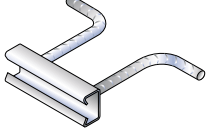
Type	Profile Size	Channel Length	Material	Bending Radius in mm		
JTA	K 38/17	-	1,050	-	hdg	$R_i = 1,000$



See pages 18 –36 for suitable T-bolts and accessories

Handrail Connection Channels JGB, Straight Short Pieces

abZ (German Technical Approval Z.-21.4-1913)

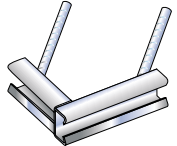
Type	Profile ²⁾	Anchor Diameter	Material	Price in €/ per Piece					
				Profile Length ¹⁾ in mm					
				100	120	150	200	220	250
	JGB K 38/17 G-...	Ø 10	hdg	24.25	24.55	24.80	25.65	25.90	26.50
		Installation Height H = 165 mm	A4	45.60	46.85	50.45	52.75	53.80	56.15
	JGB K 40/25 G-...	Ø 12	hdg	25.90	26.40	26.70	27.80	28.05	28.45
		Installation Height H = 200 mm	A4	47.70	48.90	52.15	56.05	57.10	59.75
	JGB K 50/30 G-...	Ø 12	hdg	29.20	29.70	30.40	31.85	32.40	33.00
Installation Height H = 225 mm		A4	53.50	54.90	58.85	64.65	66.50	68.75	
JGB K 53/34 G-...	Ø 14	hdg	34.95	36.10	37.20	39.45	40.35	41.45	
	Installation Height H = 320 mm	A4	58.85	62.40	67.40	75.25	78.60	83.30	
	JGB K 38/17 DA-...	Ø 10	hdg	26.65	26.95	27.25	28.10	28.25	28.95
		Installation Height H = 120 mm							
	JGB K 40/25 DA-...	Ø 10	hdg	27.05	27.80	28.10	29.15	29.55	29.95
		Installation Height H = 125 mm	A4	50.05	51.35	53.05	56.20	57.55	58.85
	JGB K 50/30 DA-...	Ø 12	hdg	30.30	30.80	31.75	33.05	33.65	34.40
Installation Height H = 150 mm		A4	55.20	56.65	59.35	66.60	70.60	70.80	
JGB K 53/34 DA-...	Ø 14	hdg	36.10	37.05	38.45	40.80	41.45	42.85	
	Installation Height H = 250 mm	A4	60.70	64.25	69.40	77.55	80.95	85.80	
	JGB K 38/17 W-...	Ø 10	hdg	28.45	28.60	29.35	30.10	30.55	30.80
		Installation Height H = 120 mm	A4	53.60	55.20	56.65	59.70	60.50	62.05
	JGB K 40/25 W-...	Ø 12	hdg	30.55	30.80	31.35	32.15	32.60	33.00
		Installation Height H = 155 mm	A4	56.65	57.95	60.05	63.15	64.10	65.80
	JGB K 50/30 W-...	Ø 12	hdg	33.45	33.75	34.70	36.10	36.55	37.20
Installation Height H = 170 mm		A4	61.55	63.25	65.80	69.80	71.75	74.50	
JGB K 53/34 W-...	Ø 14	hdg	39.20	40.20	41.35	43.25	44.30	45.45	
	Installation Height H = 240 mm	A4	64.10	67.45	72.15	80.50	83.30	88.55	

¹⁾ Tolerance +/- 5 mm for channel length < 6,000 mm.

²⁾ W-Profiles on request.

Handrail Connection Channels JGB, Corner Pieces with Reinforcing Bars

(without Approval)

Type G	Profile Dimensions ¹⁾ l = 170 x 170 mm	Anchor Diameter in mm	Material	Price in €/Piece
	JGB K 38/17 G-170 x 170	Ø 10	hdg	47.95
			A4	96.20
	JGB K 40/25 G-170 x 170	Ø 12	hdg	50.85
			A4	104.60
	JGB K 50/30 G-170 x 170	Ø 12	hdg	54.55
A4			111.55	
JGB K 53/34 G-170 x 170	Ø 14	hdg	60.40	
		A4	136.95	

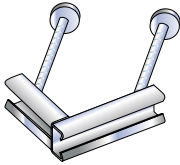
Ordering Example Handrail Connection Channels

Type	Profile Size	Type	Length l	Material
JGB	K 38/17	G	- 200 -	A4



See pages 18 –36 for suitable T-bolts and accessories

Handrail Connection Channels JGB, Corner Pieces with Headed Anchors (without Approval)

Type DA	Profile Dimensions ¹⁾ l = 170 x 170 mm	Anchor Diameter in mm	Material	Price in €
	JGB K 38/17 DA-170 x 170	Ø 12	hdg	Price on request
	JGB K 40/25 DA-170 x 170	Ø 14	hdg A4	
	JGB K 50/30 DA-170 x 170	Ø 14	hdg A4	
	JGB K 53/34 DA-170 x 170	Ø 14	hdg A4	

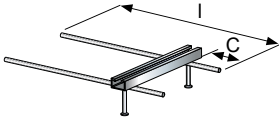
Further Information:

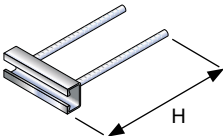
- All prices including foam filling and 2 anchors

Material and Design

- hot-dip galvanised version (hdg) > 50 m (for indoor use)
 Profile steel 1.0038 and anchor B500B
- stainless steel (A4) profile 1.4401/1.4404/1.4571 and headed anchor
 B500B, and for K 38/17 headed anchor B500B NR
- filling PE foam

Facade Connection Channels JTA-RT, JTA-RF

JTA-RT Round Anchors with Reinforcement Anchors	Profile	Version	Profile Length ¹⁾ in mm	c in mm	l in mm	Material	Price in €
	JTA-RT W 40/22	1 - 7	150 - 550	50 - 200	340 - 490	hdg	Price on request
	JTA-RT W 50/30	1 - 6		75 - 200	365 - 490	hdg	
	JTA-RT W 53/34	1 - 5		100 - 200	400 - 500	hdg	
	JTA-RT W 55/42	1 - 5		100 - 200	400 - 500	hdg	

JTA-RF with Reinforcement Anchors	Profile	Profile Length ¹⁾ in mm	Anchor Diameter in mm	Installation Height H in mm	Material	Price in €
	JTA-RF W 40/22	150 - 350	Ø 10	330	hdg, A4	Price on request
	JTA-RF W 50/30		Ø 12	340	hdg, A4	
	JTA-RF W 53/34		Ø 14	420	hdg, A4	
	JTA-RF W 55/42		Ø 16	480	hdg, A4	

¹⁾ Tolerance +/- 5 mm for channel length < 6,000 mm.

Ordering Example Facade Connection Channels JTA-RT

Type	Profile	Version	Length l	Material
JTA-RT	W 40/22	01	- 200 -	hdg

Pricing Standard and Special Cut Channel Lengths

Prices quoted in this list are gross prices.

Calculating Prices

Material: Mill finish/galvanised

gross price
+ surcharge for increased cost of steel
- discount
final net price

Material: stainless steel A2 or A4

gross price
+ surcharge for increased cost of steel
+ alloy surcharge
- discount
= final net price

Lengths less than 1,050 mm are short lengths.

Lengths above 1,050 mm are cut lengths.

Pricing for cut lengths
 (on the basis of price per metre)

price per metre in €/m
x length
x cost and alloy surcharges
x cut length surcharge (%)
- discount
= final net price

Standard Cut Lengths for Anchor Channels

- The standard cut length surcharge is 10 %.

Anchor Channels with max. Anchor Spacing 200 mm:

JTA K 38/17, JTA K 28/15,
 JXA W 29/20, JXA-PC W 29/20

Standard cut lengths in mm

1,250	2,250	3,250	4,250	5,250
1,450	2,450	3,450	4,450	5,450
1,650	2,650	3,650	4,650	5,650
1,850	2,850	3,850	4,850	5,850
2,050	3,050	4,050	5,050	

Anchor Channels with max. Anchor Spacing 250 mm:

JTA W 53/34, JTA W 50/30, JTA W 40/22,
 JTA K 53/34, JTA K 50/30, JTA K 40/25,
 JXA W 64/44, JXA W 53/34, JXA W 38/23,
 JXA-PC W 64/44, JXA-PC W 53/34, JXA-PC W 38/23,
 JZA K 41/22

Standard cut lengths in mm

1,300	2,300	3,300	4,300	5,300
1,550	2,550	3,550	4,550	5,550
1,800	2,800	3,800	4,800	5,800
2,050	3,050	4,050	5,050	

Anchor Channels with max. Anchor Spacing 300 mm:

JTA W 72/48, JTA W 55/42,
 JTA K 72/48

Standard cut lengths in mm

1,250	2,450	3,650	4,850
1,550	2,750	3,950	5,150
1,850	3,050	4,250	5,450
2,150	3,350	4,550	5,750

Special Cut Lengths

All other cut lengths are special cut lengths.

The calculation here is based on a cut length surcharge of 20 % (increased production costs).

Mounting Channels

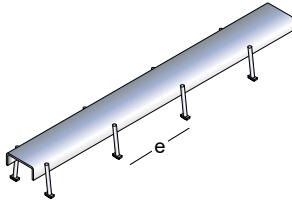
There are no standard cut lengths of mounting channels.

The cutting rate shown on pages 62 – 67 applies

Channels for Self-Drilling Screws JTB

abZ (German Technical Approval Z-21.4-161)

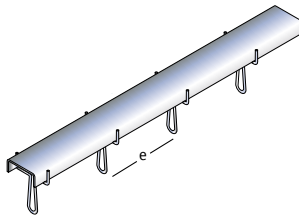
JTB-uni				
Anchor Spacing e in mm	No. of Anchors per 3 m Length	Weight in kg/m	Price in €/Metre	
			Material	
		hdg		A4
JTB 60/22/3.0-uni (Material Thickness 3 mm)				
450	8	2.38	23.65	94.70
150	20	2.51	33.10	123.90
JTB 60/22/6.0-uni (Material Thickness 6 mm)				
450	8	3.97	40.45	–
150	20	4.10	52.90	–



End Anchor JTB-EB			Price in €/Set	
			Material	
			hdg	
incl. 4 Drill Screws Ø 4.8 × 16 mm			8.10	



JTB-AR				
Anchor Spacing e in mm	No. of Anchors per 3 m Length	Weight in kg/m	Price in €/Metre	
			Material	
		hdg		A4
JTB 60/22/3.0-AR (Material Thickness 3 mm)				
450	8	2.40	23.65	94.70
150	20	2.514	33.10	123.90
JTB 60/22/6.0-AR (Material Thickness 6 mm)				
450	8	3.99	40.45	–
150	20	4.3	52.90	–

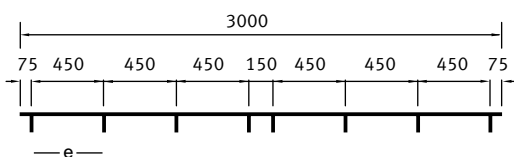


End Anchor JTB-EA			Price in €/Set	
			Material	
			hdg	
incl. 2 Drill Screws Ø 4.8 × 16 mm			8.10	

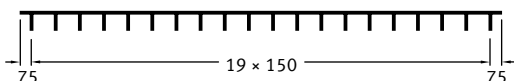


Anchor Arrangement

- Standard anchor spacing e = 450 mm will be delivered if not requested otherwise



- Alternative anchor spacing e = 150 mm available on request



Further Information:

- All prices incl. foam filling
- Channel prices for stock length = 3,000 mm (- 0/+ 50 mm)
- Weight per metre based on mill finish (for galvanised profiles: weight per metre + 10 %; for stainless steel profiles: weight per metre + 2 %)

Material and Design

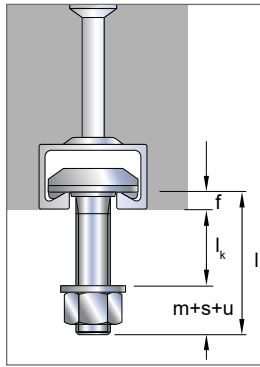
- hdg = hot-dip galvanised 1.0038
- A4 = stainless steel 1.4401/1.4404/1.4571

Ordering Example Channels for Self-Drilling Screws JTB

Type	Profile Size	Anchor Distance	Anchor Type	Material
JTB	60/22/3.0	450	uni	hdg

JORDAHL® T-Bolts for Channels

Determining the Required T-Bolt Length



- l = T-bolt length
- l_k = clamping length (thickness of the attached part)
- f/t = profile lip, please see profile pages
- m = nut height to EN ISO 4032
- s = washer thickness to EN ISO 7093-1
- u = T-bolt projection to EN ISO 4753

T-bolt	Total m+s+u in mm
M6	8.8
M8	11.3
M10	13.9
M12	17.3
M16	21.8
M20	27.0
M24	32.5
M27	35.8
M30	38.6

$$\text{req. } l \text{ [mm]} = l_k + f + (m + s + u)$$

Example

JORDAHL® anchor channel JTA K 53/34,

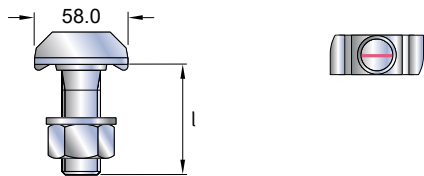
f = 8 mm, avail. clamping length

l_k = 65 mm, T-bolt JB M16 zp

required l = 65 + 8 + 21.8 = 94.8 mm

selected: JB M 16 × 100 zp

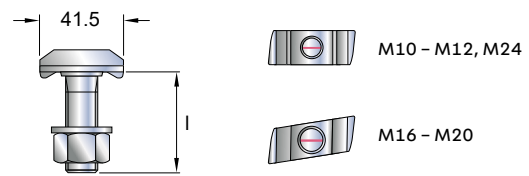
Hook-Head T-Bolts JA



For profiles:
 W 72/48, K 72/48

Thread × Length l in mm	Packing Unit	Price in €/ 100 Pieces	
Hot-dip galvanised (hdg), Grade 4.6			
JA M20 × 50	4.6 hdg	50	877.40
JA M20 × 75	4.6 hdg	50	955.05
JA M20 × 100	4.6 hdg	25	980.05
JA M20 × 150	4.6 hdg	25	1,267.45
JA M20 × 200	4.6 hdg	25	1,447.90
JA M24 × 75	4.6 hdg	25	922.35
JA M24 × 100	4.6 hdg	25	1,160.35
JA M24 × 200	4.6 hdg	10	1,550.45
JA M27 × 75	4.6 hdg	10	1,200.65
JA M27 × 100	4.6 hdg	10	1,341.15
JA M30 × 75	4.6 hdg	25	1,339.25
JA M30 × 100	4.6 hdg	10	1,616.50
JA M30 × 200	4.6 hdg	5	2,446.95
Hot-dip galvanised (hdg), Grade 8.8			
JA M20 × 50	8.8 hdg	50	1,044.85
JA M20 × 75	8.8 hdg	50	1,114.05
JA M20 × 75	8.8 hdg	50	1,330.60
JA M20 × 100	8.8 hdg	25	1,445.90
JA M20 × 125	8.8 hdg	25	1,637.20
JA M24 × 75	8.8 hdg	25	1,537.00
JA M24 × 100	8.8 hdg	25	1,671.05
JA M24 × 150	8.8 hdg	20	1,993.40
JA M24 × 200	8.8 hdg	10	2,411.15
Stainless Steel, Quality A4-50; A4-70			
JA M24 × 50	A4-50	20	6,151.95
JA M24 × 100	A4-50	15	7,664.70
JA M24 × 150	A4-70	15	Price on request

Hook-Head T-Bolts JB



For profiles:
 W 55/42, W 53/34, K 53/34, W 50+, K 50/40,
 W 50/30, K 50/30, K 48/26

Thread × Length l in mm	Packing Unit	Price in €/ 100 Pieces	
Zinc-plated(zp), Grade 4.6			
JB M10 × 30	4.6 zp	100	318.40
JB M10 × 40	4.6 zp	100	319.95
JB M10 × 50	4.6 zp	100	324.30
JB M10 × 60	4.6 zp	100	335.70
JB M10 × 80	4.6 zp	100	393.35
JB M10 × 100	4.6 zp	100	464.05
JB M12 × 30	4.6 zp	100	269.95
JB M12 × 40	4.6 zp	100	281.80
JB M12 × 50	4.6 zp	100	292.90
JB M12 × 60	4.6 zp	50	302.60
JB M12 × 80	4.6 zp	50	364.35
JB M12 × 100	4.6 zp	50	463.25
JB M12 × 125	4.6 zp	50	629.20
JB M12 × 150	4.6 zp	25	743.85
JB M12 × 200	4.6 zp	25	1,010.80
JB M16 × 30	4.6 zp	50	327.05
JB M16 × 50	4.6 zp	50	353.45
JB M16 × 60	4.6 zp	50	363.15
JB M16 × 80	4.6 zp	50	447.00
JB M16 × 100	4.6 zp	50	488.60
JB M16 × 125	4.6 zp	25	678.25
JB M16 × 150	4.6 zp	25	779.50
JB M16 × 200	4.6 zp	25	859.50
JB M16 × 300	4.6 zp	25	Price on request
JB M20 × 35	4.6 zp ¹⁾	25	415.15
JB M20 × 45	4.6 zp ¹⁾	25	461.50

¹⁾ Not for profile K 48/26

Hook-Head T-Bolts JB

Thread × Length l in mm	Packing Unit	Price in €/ 100 Pieces	
Zinc-plated(zp), Grade 4.6			
JB M20 × 55	4.6 zp ¹⁾	25	492.35
JB M20 × 65	4.6 zp ¹⁾	25	515.10
JB M20 × 75	4.6 zp ¹⁾	25	537.80
JB M20 × 100	4.6 zp ¹⁾	25	566.35
JB M20 × 125	4.6 zp ¹⁾	25	749.70
JB M20 × 150	4.6 zp ¹⁾	25	960.10
JB M20 × 200	4.6 zp ¹⁾	25	1,122.25
JB M20 × 300	4.6 zp ¹⁾	25	1,478.80
JB M24 × 75	4.6 zp ¹⁾³⁾	25	1,169.70
Zinc-plated(zp), Grade 8.8			
JB M16 × 40	8.8 zp	25	591.35
JB M16 × 50	8.8 zp	25	618.75
JB M16 × 60	8.8 zp	25	665.70
JB M16 × 80	8.8 zp	25	776.35
JB M16 × 100	8.8 zp	25	918.85
JB M16 × 125	8.8 zp	25	1,179.20
JB M16 × 150	8.8 zp	25	1,436.20
JB M20 × 45	8.8 zp	25	701.25
JB M20 × 55	8.8 zp	25	818.55
JB M20 × 65	8.8 zp	25	860.85
JB M20 × 80	8.8 zp	25	924.30
JB M20 × 100	8.8 zp	25	989.60
JB M20 × 125	8.8 zp	25	1,247.55
JB M20 × 150	8.8 zp	25	1,530.30
Hot-dip galvanised (hdg), Grade 4.6			
JB M10 × 80	4.6 hdg	100	381.15
JB M12 × 30	4.6 hdg	100	269.95
JB M12 × 40	4.6 hdg	100	281.80
JB M12 × 50	4.6 hdg	100	292.90
JB M12 × 60	4.6 hdg	50	302.60
JB M12 × 80	4.6 hdg	50	364.35
JB M12 × 100	4.6 hdg	50	463.25
JB M12 × 125	4.6 hdg	50	629.20
JB M16 × 40	4.6 hdg	50	325.50
JB M16 × 50	4.6 hdg	50	353.45
JB M16 × 60	4.6 hdg	50	363.15
JB M16 × 80	4.6 hdg	50	447.00
JB M16 × 100	4.6 hdg	25	488.60
JB M20 × 55	4.6 hdg ¹⁾	25	492.35
JB M20 × 65	4.6 hdg ¹⁾	25	515.10
JB M20 × 75	4.6 hdg ¹⁾	25	537.80
JB M20 × 100	4.6 hdg ¹⁾	25	566.35
JB M20 × 125	4.6 hdg ¹⁾	25	749.70
JB M20 × 150	4.6 hdg ¹⁾	25	960.10

¹⁾ Not for profile K 48/26,

²⁾ Description of FA also applies to F4 (1.4462).

³⁾ JB M24 only for profile W 55/42.

Further Information:

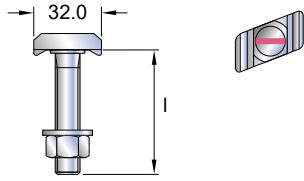
- All prices incl. nuts;
- washers to be ordered separately

Ordering Example T-Bolts

Type	Thread	Length l	Material
JB	M16 x	80	4.6 zp

Thread × Length l in mm	Packing Unit	Price in €/ 100 Pieces	
Hot-dip galvanised (hdg), Grade 8.8			
JB M12 × 40	8.8 hdg	100	406.15
JB M12 × 50	8.8 hdg	100	476.60
JB M12 × 60	8.8 hdg	50	539.80
JB M12 × 80	8.8 hdg	50	574.25
JB M12 × 100	8.8 hdg	50	660.25
JB M12 × 125	8.8 hdg	50	799.85
JB M16 × 40	8.8 hdg	50	573.05
JB M16 × 50	8.8 hdg	50	618.75
JB M16 × 60	8.8 hdg	50	665.70
JB M16 × 80	8.8 hdg	50	776.35
JB M16 × 100	8.8 hdg	50	918.85
JB M16 × 125	8.8 hdg	50	1,179.20
JB M20 × 55	8.8 hdg ¹⁾	25	818.55
JB M20 × 65	8.8 hdg ¹⁾	25	860.85
JB M20 × 75	8.8 hdg ¹⁾	25	892.65
JB M20 × 80	8.8 hdg	25	895.65
JB M20 × 100	8.8 hdg ¹⁾	25	989.60
JB M20 × 125	8.8 hdg ¹⁾	25	1,247.55
JB M24 × 75	8.8 hdg ¹⁾³⁾	25	1,411.80
JB M24 × 100	8.8 hdg ¹⁾³⁾	25	1,574.80
Stainless Steel, Quality A4-50			
JB M10 × 30	A4-50	50	1,818.85
JB M10 × 80	A4-50	50	2,620.85
JB M12 × 30	A4-50	50	2,084.00
JB M12 × 40	A4-50	50	2,141.55
JB M12 × 50	A4-50	50	2,321.15
JB M12 × 60	A4-50	50	2,461.05
JB M12 × 80	A4-50	50	2,978.85
JB M12 × 100	A4-50	50	3,496.65
JB M12 × 125	A4-50	25	4,129.85
JB M16 × 30	A4-50	50	3,030.90
JB M16 × 40	A4-50	50	3,349.20
JB M16 × 50	A4-50	25	3,569.05
JB M16 × 60	A4-50	25	3,626.35
JB M16 × 80	A4-50	25	4,507.05
JB M16 × 125	A4-50	25	5,126.75
JB M16 × 150	A4-50	25	5,761.75
JB M16 × 200	A4-50	25	6,354.50
JB M20 × 45	A4-50	25	3,626.35
JB M20 × 55	A4-50	25	3,897.70
JB M20 × 65	A4-50	25	4,175.25
JB M20 × 75	A4-50	25	4,445.55
JB M20 × 100	A4-50	25	4,966.10
JB M20 × 125	A4-50	25	5,492.80
JB M20 × 150	A4-50	25	Price on request
Stainless Steel, Quality FA-70 (1.4462)²⁾			
JB M12 × 40	FA-70	50	1,958.25
JB M12 × 50	FA-70	50	2,235.95
JB M12 × 100	FA-70	25	3,189.75
JB M16 × 50	FA-70	25	3,714.25
JB M16 × 80	FA-70	25	4,722.50
JB M20 × 55	FA-70	25	4,625.85
JB M20 × 100	FA-70	25	5,358.15
JB M20 × 150	FA-70	25	7,446.20
JB M20 × 200	FA-70	25	Price on request

Hook-Head T-Bolts JC



For profiles:
W 40+, W 40/22, K 40/25, K 40/22

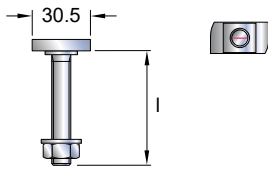
Thread × Length l in mm		Packing Unit	Price in €/ 100 Pieces
Zinc-plated(zp), Grade 4.6			
JC M10 × 20	4.6 zp	100	149.65
JC M10 × 30	4.6 zp	100	151.05
JC M10 × 40	4.6 zp	100	159.75
JC M10 × 50	4.6 zp	100	162.90
JC M10 × 60	4.6 zp	100	179.00
JC M10 × 65	4.6 zp	100	202.75
JC M10 × 80	4.6 zp	100	293.35
JC M10 × 100	4.6 zp	100	300.60
JC M12 × 20	4.6 zp	100	186.35
JC M12 × 30	4.6 zp	100	188.90
JC M12 × 40	4.6 zp	100	191.35
JC M12 × 50	4.6 zp	100	200.95
JC M12 × 60	4.6 zp	50	210.75
JC M12 × 80	4.6 zp	50	259.10
JC M12 × 100	4.6 zp	50	303.80
JC M12 × 125	4.6 zp	50	416.70
JC M12 × 150	4.6 zp	25	644.05
JC M12 × 200	4.6 zp	25	Price on request
JC M16 × 30	4.6 zp	50	249.45
JC M16 × 40	4.6 zp	50	269.95
JC M16 × 50	4.6 zp	50	290.45
JC M16 × 60	4.6 zp	50	294.85
JC M16 × 80	4.6 zp	50	346.15
JC M16 × 100	4.6 zp	25	418.40
JC M16 × 125	4.6 zp	25	629.05
JC M16 × 150	4.6 zp	25	719.75
JC M16 × 200	4.6 zp	25	812.55
JC M16 × 250	4.6 zp	25	910.75
Zinc-plated(zp), Grade 8.8			
JC M12 × 30	8.8 zp	100	282.20
JC M12 × 40	8.8 zp	50	276.10
JC M12 × 50	8.8 zp	50	286.10
JC M12 × 60	8.8 zp	50	299.35
JC M12 × 100	8.8 zp	50	451.05
JC M16 × 40	8.8 zp	25	409.25
JC M16 × 50	8.8 zp	25	477.60
JC M16 × 60	8.8 zp	25	488.15
JC M16 × 80	8.8 zp	25	544.30
JC M16 × 100	8.8 zp	25	599.55
JC M16 × 125	8.8 zp	25	844.90
JC M16 × 150	8.8 zp	25	1,081.65

Hook-Head T-Bolts JC

Thread × Length l in mm		Packing Unit	Price in €/ 100 Pieces
Hot-dip galvanised (hdg), Grade 4.6			
JC M10 × 30	4.6 hdg	100	151.05
JC M10 × 40	4.6 hdg	100	159.75
JC M10 × 60	4.6 hdg	100	179.00
JC M12 × 40	4.6 hdg	100	191.35
JC M12 × 50	4.6 hdg	100	200.95
JC M12 × 60	4.6 hdg	100	210.75
JC M12 × 80	4.6 hdg	50	259.10
JC M12 × 100	4.6 hdg	50	303.80
JC M16 × 40	4.6 hdg	50	269.95
JC M16 × 50	4.6 hdg	50	290.45
JC M16 × 60	4.6 hdg	50	294.85
JC M16 × 80	4.6 hdg	50	346.15
JC M16 × 100	4.6 hdg	25	418.40
Hot-dip galvanised (hdg), Grade 8.8			
JC M12 × 40	8.8 hdg	100	276.10
JC M12 × 50	8.8 hdg	100	286.10
JC M12 × 60	8.8 hdg	100	299.35
JC M12 × 80	8.8 hdg	50	365.45
JC M12 × 100	8.8 hdg	50	451.05
JC M16 × 40	8.8 hdg	50	409.25
JC M16 × 60	8.8 hdg	50	488.15
JC M16 × 80	8.8 hdg	50	544.30
JC M16 × 100	8.8 hdg	25	599.55
JC M16 × 125	8.8 hdg	25	844.90
Stainless Steel, Quality A4-50			
JC M10 × 30	A4-50	50	2,428.95
JC M10 × 40	A4-50	100	2,481.30
JC M10 × 50	A4-50	50	2,787.90
JC M12 × 30	A4-50	100	1,736.60
JC M12 × 40	A4-50	50	1,993.15
JC M12 × 50	A4-50	50	2,093.55
JC M12 × 60	A4-50	50	2,198.90
JC M12 × 80	A4-50	50	2,424.75
JC M12 × 100	A4-50	50	2,721.80
JC M16 × 30	A4-50	50	2,004.05
JC M16 × 40	A4-50	50	2,226.70
JC M16 × 50	A4-50	50	2,411.45
JC M16 × 60	A4-50	25	2,426.35
JC M16 × 80	A4-50	25	2,630.55
JC M16 × 100	A4-50	25	3,078.85
JC M16 × 150	A4-50	25	4,036.80
JC M16 × 200	A4-50	25	4,960.25
Stainless Steel, Quality FA-70 (1.4462)¹⁾			
JC M12 × 40	FA-70	50	2,187.90
JC M12 × 50	FA-70	50	2,370.05
JC M16 × 50	FA-70	50	2,583.70

¹⁾Description of FA also applies to F4 (1.4462).

Hammer-Head T-Bolts JH



For profiles:
 K 38/17, K 36/36, K 36/20, W 38/23²⁾

Thread × Length l in mm		Packing Unit	Price in €/ 100 Pieces
Zinc-plated(zp), Grade 4.6			
JH M10 × 20	4.6 zp	100	137.90
JH M10 × 30	4.6 zp	100	139.35
JH M10 × 40	4.6 zp	100	148.05
JH M10 × 50	4.6 zp	100	154.55
JH M10 × 60	4.6 zp	100	158.55
JH M10 × 80	4.6 zp	50	212.85
JH M10 × 100	4.6 zp	50	283.05
JH M10 × 150	4.6 zp	50	476.90
JH M12 × 20	4.6 zp	100	146.70
JH M12 × 25	4.6 zp	100	150.40
JH M12 × 30	4.6 zp	100	154.90
JH M12 × 40	4.6 zp	100	159.75
JH M12 × 50	4.6 zp	100	165.70
JH M12 × 60	4.6 zp	50	193.40
JH M12 × 80	4.6 zp	50	209.10
JH M12 × 100	4.6 zp	25	312.40
JH M12 × 125	4.6 zp	25	399.55
JH M12 × 150	4.6 zp	25	484.00
JH M12 × 200	4.6 zp	25	798.80
JH M16 × 30	4.6 zp	50	215.60
JH M16 × 40	4.6 zp	50	218.70
JH M16 × 50	4.6 zp	50	239.10
JH M16 × 60	4.6 zp	50	261.15
JH M16 × 80	4.6 zp	50	320.35
JH M16 × 100	4.6 zp	25	382.45
JH M16 × 125	4.6 zp	25	541.35
JH M16 × 150	4.6 zp	25	634.15
JH M16 × 200	4.6 zp	25	930.20

²⁾T-bolts JH in combination with profile W 38/23 are not suitable for supporting longitudinal loads

Hammer-Head T-Bolts JH

Thread × Length l in mm		Packing Unit	Price in €/ 100 Pieces
Hot-dip galvanised (hdg), Grade 4.6			
JH M10 × 50	4.6 hdg	50	154.55
JH M10 × 60	4.6 hdg	50	158.55
JH M10 × 80	4.6 hdg	50	212.85
JH M12 × 30	4.6 hdg	100	154.90
JH M12 × 40	4.6 hdg	100	159.75
JH M12 × 50	4.6 hdg	50	171.10
JH M12 × 60	4.6 hdg	50	193.40
JH M12 × 80	4.6 hdg	50	209.10
JH M12 × 100	4.6 hdg	25	312.40
JH M12 × 125	4.6 hdg	25	399.55
JH M16 × 50	4.6 hdg	50	239.10
JH M16 × 60	4.6 hdg	50	253.10
Hot-dip galvanised (hdg), Grade 8.8			
JH M12 × 100	8.8 hdg	25	391.80
JH M16 × 60	8.8 hdg	50	484.65
Stainless Steel, Quality A4-50/ A4-70 / FA-70³⁾			
JH M10 × 30	A4-50	100	1,154.15
JH M10 × 40	A4-50	100	1,295.00
JH M10 × 50	A4-50	100	1,340.70
JH M10 × 60	A4-50	100	1,410.35
JH M12 × 25	A4-50	100	1,077.55
JH M12 × 30	A4-50	100	1,132.20
JH M12 × 40	A4-50	100	1,203.55
JH M12 × 50	A4-50	100	1,295.00
JH M12 × 60	A4-50	100	1,431.90
JH M12 × 80	A4-50	100	1,477.30
JH M12 × 100	A4-50	100	2,173.40
JH M12 × 150	A4-50	25	3,152.80
JH M12 × 200	A4-50	50	3,550.10
JH M16 × 30	A4-50	50	1,516.65
JH M16 × 40	A4-50	50	1,646.75
JH M16 × 50	A4-50	25	1,820.85
JH M16 × 60	A4-50	25	1,936.05
JH M16 × 80	A4-50	25	2,224.90
JH M16 × 100	A4-50	25	2,796.05
JH M16 × 150	A4-50	25	3,887.10
JH M16 × 200	A4-50	25	4,669.85

³⁾delivery subject to confirmation

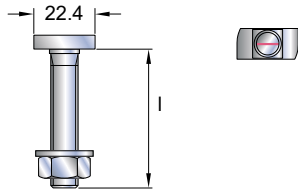
Further Information:

- All T-bolt prices include nuts.
- Washers are ordered separately.

Ordering Example T-Bolts

Type	Thread	Length l	Material
JH	M12	x 80	- 4.6 hdg

Hammer-Head T-Bolts JD



For profiles: K 28/28, K 28/15, K 28/12, W 29/20¹⁾

Thread × Length l in mm		Packing Unit	Price in €/ 100 Pieces
Zinc-plated(zp), Grade 4.6			
JD M6 × 15	4.6 zp	500	85.15
JD M6 × 20	4.6 zp	500	86.70
JD M6 × 25	4.6 zp	500	87.95
JD M6 × 30	4.6 zp	500	92.30
JD M6 × 40	4.6 zp	500	94.00
JD M6 × 50	4.6 zp	500	96.80
JD M6 × 60	4.6 zp	500	99.65
JD M8 × 15	4.6 zp	500	69.05
JD M8 × 20	4.6 zp	500	70.65
JD M8 × 25	4.6 zp	500	71.75
JD M8 × 30	4.6 zp	500	74.80
JD M8 × 40	4.6 zp	500	79.35
JD M8 × 50	4.6 zp	500	82.05
JD M8 × 60	4.6 zp	500	101.30
JD M8 × 80	4.6 zp	500	176.65
JD M8 × 100	4.6 zp	100	239.10
JD M8 × 150	4.6 zp	100	438.80
JD M10 × 15	4.6 zp	500	92.00
JD M10 × 20	4.6 zp	500	95.45
JD M10 × 25	4.6 zp	500	98.25
JD M10 × 30	4.6 zp	500	101.65
JD M10 × 40	4.6 zp	100	116.10
JD M10 × 50	4.6 zp	100	126.20
JD M10 × 60	4.6 zp	100	132.00
JD M10 × 80	4.6 zp	50	190.85
JD M10 × 100	4.6 zp	50	255.20
JD M10 × 125	4.6 zp	50	391.75
JD M10 × 150	4.6 zp	100	476.90
JD M10 × 200	4.6 zp	50	Price on request
JD M12 × 30	4.6 zp ²⁾	200	177.55
JD M12 × 40	4.6 zp ²⁾	100	183.55
JD M12 × 50	4.6 zp ²⁾	100	193.65
JD M12 × 80	4.6 zp ²⁾	100	211.20
Hot-dip galvanised (hdg), Grade 4.6			
JD M10 × 30	4.6 hdg	500	101.65
JD M10 × 40	4.6 hdg	100	116.10
JD M10 × 60	4.6 hdg	100	132.00
JD M10 × 80	4.6 hdg	50	190.85
JD M10 × 100	4.6 hdg	50	255.20
JD M12 × 50	4.6 hdg ²⁾	100	193.65

¹⁾ T-bolts JD in combination with profile W 29/20 are not suitable for supporting longitudinal loads

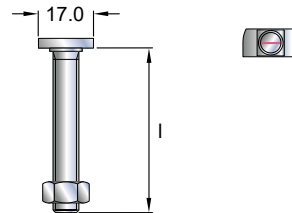
²⁾ JD M 12 not suitable for profile K 28/12

Hammer-Head T-Bolts JD

Thread × Length l in mm		Packing Unit	Price in €/ 100 Pieces
Stainless Steel, Quality A4-50/ A4-70 / FA-70³⁾			
JD M8 × 30	A4-50	100	662.85
JD M10 × 20	A4-50	100	680.20
JD M10 × 25	A4-50	100	710.30
JD M10 × 30	A4-50	100	741.15
JD M10 × 40	A4-50	100	799.50
JD M10 × 50	A4-50	100	869.30
JD M10 × 60	A4-50	100	923.40
JD M10 × 80	A4-50	100	1,136.40
JD M10 × 100	A4-50	50	1,501.75
JD M10 × 125	A4-50	50	1,883.50
JD M10 × 150	A4-50	50	2,038.35
JD M10 × 200	A4-50	50	2,587.50

³⁾ delivery subject to confirmation

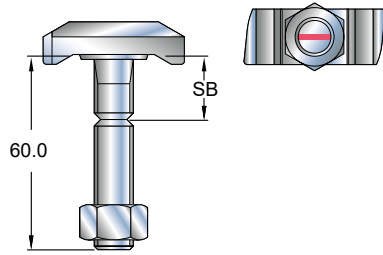
Hammer-Head T-Bolts JG



For profile: K 21/12

Thread × Length l in mm		Packing Unit	Price in €/ 100 Pieces
Zinc-plated(zp), Grade 4.6			
JG M6 × 15	4.6 zp	500	71.75
JG M6 × 20	4.6 zp	500	76.20
JG M8 × 15	4.6 zp	400	71.75
JG M8 × 20	4.6 zp	400	74.80
JG M8 × 25	4.6 zp	400	Price on request
JG M8 × 30	4.6 zp	400	77.80
JG M8 × 40	4.6 zp	400	86.70
JG M8 × 50	4.6 zp	400	Price on request
JG M8 × 60	4.6 zp	100	111.55
Stainless Steel, Quality A4-50			
JG M8 × 40	A4-50	250	647.45

Breaking Point T-Bolts¹⁾ JB-SB, JH-SB



JB-SB for profiles:
 W 55/42, W 53/34, K 53/34, K 50/40, W 50+, W 50/30,
 K 50/30, K 48/26
JH-SB for profiles:
 K 38/17, K 36/36, K 36/20, W 38/23

Thread x Length l in mm	Packing Unit	Price in €/ 100 Pieces
Zinc-plated(zp), Grade 4.6		
JB M12 x 60 - SB 20 4.6 zp		
JB M12 x 60 - SB 25 4.6 zp	Price on request	Price on request
JH M12 x 60 - SB 20 4.6 zp		
JH M12 x 60 - SB 25 4.6 zp		

¹⁾ With breaking point (SB) for concrete formwork,
 for example for formwork carriage in tunneling

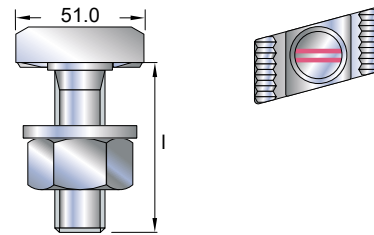
Ordering Example Breaking Point T-Bolts

Type	Thread	Length l	Material
JB	M12 x	60 - SB 20	4.6 hdg

Further Information:

- All T-bolt prices include nuts.
- Washers are ordered separately.

Toothed T-Bolts JXE

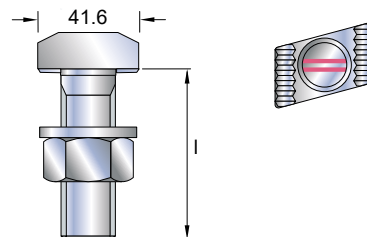


For profiles: JXA and JXM W 64/44

Thread x Length l in mm		Packing Unit	Price in €/ 100 Pieces
Hot-dip galvanised (hdg), Grade 8.8			
JXE M20 x 60	8.8 hdg	50	1,982.55
JXE M20 x 100	8.8 hdg	25	2,351.05
JXE M20 x 150	8.8 hdg	25	2,884.35
JXE M24 x 75	8.8 hdg	25	2,108.45
JXE M24 x 100	8.8 hdg	25	2,386.70
JXE M24 x 150	8.8 hdg	25	2,930.20
Stainless Steel, Quality FA-70 (1.4462)²⁾			
JXE M20 x 50	FA-70	50	
JXE M20 x 100	FA-70	25	Price on request
JXE M24 x 50	FA-70	50	
JXE M24 x 100	FA-70	25	

²⁾ Description of FA also applies to F4 (1.4462)

Toothed T-Bolts JXB

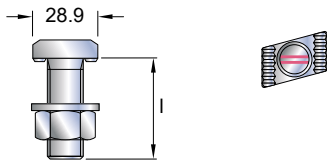


For profiles: JXA and JXM W 53/34

Thread x Length l in mm		Packing Unit	Price in €/ 100 Pieces
Hot-dip galvanised (hdg), Grade 8.8			
JXB M16 x 60	8.8 hdg	50	1,498.45
JXB M16 x 80	8.8 hdg	25	1,544.80
JXB M16 x 100	8.8 hdg	25	1,592.60
JXB M20 x 55	8.8 hdg	25	1,650.15
JXB M20 x 65	8.8 hdg	25	1,735.10
JXB M20 x 80	8.8 hdg	25	1,783.30
JXB M20 x 100	8.8 hdg	25	1,838.50
JXB M20 x 150	8.8 hdg	25	Price on request
Stainless Steel, Quality FA-70 (1.4462)³⁾			
JXB M16 x 60	FA-70	25	
JXB M16 x 80	FA-70	25	Price on request
JXB M16 x 100	FA-70	25	
JXB M20 x 80	FA-70	25	
JXB M20 x 100	FA-70	25	
JXB M20 x 150	FA-70	25	

³⁾ Description of FA also applies to F4 (1.4462)

Toothed T-Bolts JXH



For profiles: JXA and JXM W 38/23

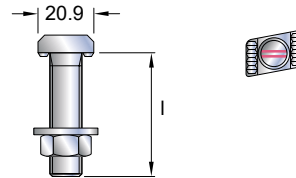
Thread × Length l in mm		Packing Unit	Price in €/ 100 Pieces
Zinc-plated(zp), Grade 8.8			
JXH M12 × 30	8.8 zp	100	371.25
JXH M12 × 50	8.8 zp	100	399.25
JXH M12 × 100	8.8 zp	25	849.80
JXH M16 × 40	8.8 zp	50	509.85
JXH M16 × 60	8.8 zp	50	556.25
JXH M16 × 125	8.8 zp	25	952.05
Hot-dip galvanised (hdg), Grade 8.8			
JXH M12 × 30	8.8 hdg	100	371.25
JXH M12 × 40	8.8 hdg	100	380.95
JXH M12 × 50	8.8 hdg	100	399.25
JXH M12 × 60	8.8 hdg	50	442.00
JXH M12 × 80	8.8 hdg	50	642.20
JXH M12 × 100	8.8 hdg	25	849.80
JXH M16 × 30	8.8 hdg	50	469.15
JXH M16 × 40	8.8 hdg	50	509.85
JXH M16 × 50	8.8 hdg	50	529.05
JXH M16 × 60	8.8 hdg	50	556.25
JXH M16 × 80	8.8 hdg	50	661.95
JXH M16 × 100	8.8 hdg	25	706.45
JXH M16 × 125	8.8 hdg	25	952.05
JXH M16 × 150	8.8 hdg	25	1,601.50
JXH M16 × 200	8.8 hdg	25	1,862.70
Stainless Steel, Quality FA-70 (1.4462)¹⁾			
JXH M12 × 40	FA-70	50	1,825.70
JXH M12 × 60	FA-70	50	1,876.70
JXH M12 × 80	FA-70	50	1,992.80
JXH M16 × 60	FA-70	25	1,946.25
JXH M16 × 80	FA-70	25	2,001.70
JXH M16 × 100	FA-70	25	2,114.10
JXH M16 × 150	FA-70	25	2,984.75

¹⁾ Description of FA also applies to F4 (1.4462)

Ordering Example T-Bolts

Type	Thread	Length l	Material
JXH	M16 x	60	8.8 zp

Toothed T-Bolts JXD

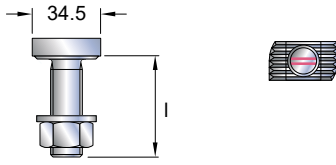


For profiles: JXA and JXM W 29/20

Thread × Length l in mm		Packing Unit	Price in €/ 100 Pieces
Zinc-plated(zp), Grade 8.8			
JXD M12 × 30	8.8 zp	100	282.75
JXD M12 × 50	8.8 zp	100	327.50
JXD M12 × 100	8.8 zp	50	475.75
Hot-dip galvanised (hdg), Grade 8.8			
JXD M10 × 40	8.8 hdg	100	257.45
JXD M12 × 30	8.8 hdg	100	282.75
JXD M12 × 40	8.8 hdg	100	305.95
JXD M12 × 50	8.8 hdg	100	362.25
JXD M12 × 60	8.8 hdg	100	374.65
JXD M12 × 80	8.8 hdg	100	431.55
JXD M12 × 100	8.8 hdg	50	475.75
JXD M12 × 150	8.8 hdg	25	1,252.85
Stainless Steel, Quality FA-70 (1.4462)¹⁾			
JXD M12 × 40	FA-70	50	2,039.80
JXD M12 × 60	FA-70	50	2,229.50
JXD M12 × 80	FA-70	50	2,419.10

¹⁾ Description of FA also applies to F4 (1.4462)

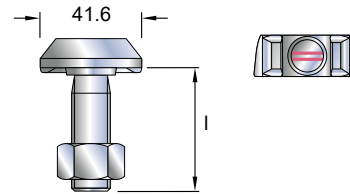
Toothed T-Bolts JZS



For profiles: JZA and JZM K 41/22

Thread × Length l in mm		Packing Unit	Price in €/ 100 Pieces
Hot-dip galvanised (hdg), Grade 8.8			
JZS M10 × 40	8.8 hdg	50	397.10
JZS M12 × 35	8.8 hdg	50	441.50
JZS M12 × 50	8.8 hdg	50	481.10
JZS M12 × 80	8.8 hdg	50	712.00
JZS M16 × 50	8.8 hdg	50	736.35
JZS M16 × 80	8.8 hdg	50	866.25
JZS M16 × 100	8.8 hdg	50	1,024.00
Stainless Steel, Quality A4-50			
JZS M12 × 35	A4-50	50	2,839.65
JZS M12 × 50	A4-50	50	3,090.55
JZS M12 × 80	A4-50	50	3,281.50
JZS M16 × 35	A4-50	25	2,437.95
JZS M16 × 50	A4-50	25	2,898.55
JZS M16 × 80	A4-50	25	3,676.50
JZS M16 × 100	A4-50	25	3,933.40

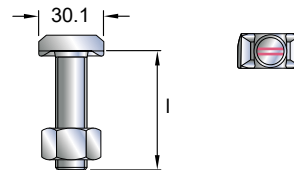
Double-Notch Toothed T-Bolts JKB



For profiles: W 50/30, W 50+, W 53/34

Thread × Length l in mm		Packing Unit	Price in €/ 100 Pieces
Hot-dip galvanised (hdg), Grade 8.8			
JKB M16 × 40	8.8 hdg	50	669.15
JKB M16 × 50	8.8 hdg	50	685.80
JKB M16 × 60	8.8 hdg	50	702.40
JKB M16 × 80	8.8 hdg	25	755.50
JKB M16 × 100	8.8 hdg	25	783.55
JKB M20 × 45	8.8 hdg	25	767.05
JKB M20 × 60	8.8 hdg	25	780.25
JKB M20 × 70	8.8 hdg	25	823.10
JKB M20 × 80	8.8 hdg	25	918.65

Double-Notch Toothed T-Bolts JKC



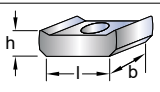
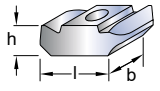
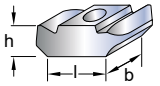
For profiles: W 40+, W 40/22

Thread × Length l in mm		Packing Unit	Price in €/ 100 Pieces
Hot-dip galvanised (hdg), Grade 8.8			
JKC M16 × 40	8.8 hdg	50	474.10
JKC M16 × 50	8.8 hdg	50	489.75
JKC M16 × 60	8.8 hdg	50	536.75
JKC M16 × 80	8.8 hdg	25	626.75

Further Information:

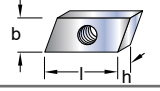
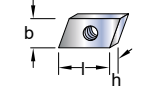
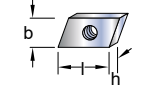
- All T-bolt prices include nuts.
- Washers are ordered separately.

Hooked-Head Sliding Nuts JGM¹⁾ (Forged)

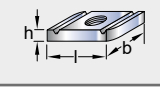
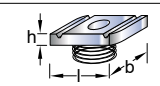
	For profile	Material	Thread					
			M6	M8	M10	M12		
Price in €/100 Pieces								
JGM A 	W 72/48 K 72/48	I × b × h in mm	–	–	–	57 × 31 × 22	57 × 31 × 22	57 × 31 × 22
		Packing Unit	–	–	–	50	50	50
		zp	Price on request			1,088.75	1,088.75	1,088.75
		A4	Price on request					
JGM B 	W 55/42 W 53/34 W 50+ W 50/30 K 53/34 K 50/40 K 50/30 K 48/26	I × b × h in mm	41 × 21 × 16	41 × 21 × 16	41 × 21 × 16	41 × 21 × 16	41 × 26 × 16	–
		Packing Unit	100	100	100	100	100	–
		zp	291.15	291.15	291.15	291.15	439.35	–
		A4	1,736.60	1,736.60	1,736.60	1,736.60	1,736.60	–
JGM C 	W 40+ W 40/22 K 40/25 K 40/22	I × b × h in mm	32 × 17 × 11	32 × 17 × 11	32 × 17 × 11	32 × 17 × 11	32 × 23 × 13	–
		Packing Unit	250	250	250	250	250	–
		zp	231.25	231.25	231.25	255.25	359.10	–
		A4	1,678.90	1,678.90	1,678.90	1,707.70	1,707.70	–

¹⁾ JORDAHL® sliding nuts for mounting channels are available on request.

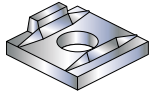
Hammer-Head Sliding Nuts JGM (Flat Steel)

	For profile	Material	Thread					
			M4	M5	M6	M8		
Price in €/100 Pieces								
JGM H 	K 38/17 K 36/36 K 36/20	I × b × h in mm	–	30 × 14 × 6	30 × 14 × 6	30 × 14 × 6	30 × 18 × 8	30 × 18 × 8
		Packing Unit	–	500	500	500	300	300
		zp	–	104.10	104.10	104.10	104.10	104.10
		A4	–	–	901.85	901.85	901.85	901.85
JGM D 	K 28/15 K 28/28 K 28/12	I × b × h in mm	21 × 12 × 4	21 × 12 × 4	21 × 12 × 4	21 × 12 × 6	18 × 14 × 6	–
		Packing Unit	1,000	1,000	1,000	1,000	1,000	–
		zp	49.90	49.90	49.90	49.90	49.90	–
		Packing Unit	400	400	400	400	1,000	–
JGM G 	K 21/12	I × b × h in mm	16 × 12 × 4	16 × 12 × 4	16 × 12 × 4	16 × 12 × 6	–	–
		Packing Unit	1,000	1,000	1,000	1,000	–	–
		zp	48.40	48.40	48.40	48.40	–	–
		A4	517.30	517.30	517.30	517.30	–	–

Channel Nuts JAM

	For profile	Material	Thread			
			M6	M8	M10	M12
Price in €/100 Pieces						
JAM 22 	K 41/41	I × b × h in mm	35 × 20 × 6	35 × 20 × 6	35 × 20 × 8	35 × 20 × 9.5
		Packing Unit	500	500	500	500
		zp	92.30	100.80	116.10	128.70
		hdg	118.90	127.45	144.20	–
JAM F 22 with spring 	K 41/41	I × b × h in mm	35 × 20 × 6	35 × 20 × 6	35 × 20 × 8	35 × 20 × 9.5
		Packing Unit	500	500	500	500
		zp	112.30	120.50	130.10	147.05
		hdg	134.70	142.95	155.15	178.90

Notch Toothed Shims JKZS



Type	Material	For Bolts	Price in €/100 Pieces
16	hdg	M16 8.8	372.55

Hexagon Nuts

(DIN EN ISO 4032, DIN 934)



Material	Thread						
	M6	M8	M10	M12	M16	M20	M24
	Price in €/100 Pieces						
zp	3.15	6.05	12.10	19.60	38.20	77.50	136.80
hdg	–	–	13.50	19.60	38.85	79.40	136.80
A4	11.25	21.30	49.10	75.25	136.75	264.80	651.80

Washers

(DIN EN ISO 7089, without Chamfer)

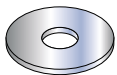


Material	Internal Diameter in mm								
	M6 ²⁾	M8 ²⁾	M10	M12	M16	M20	M24	M27	M30
	Price in €/100 Pieces								
	140 HV ¹⁾			200 HV ¹⁾					
zp	3.50	5.15	8.65	10.25	18.70	36.55	52.80	82.20	88.95
hdg	–	–	13.00	15.40	28.05	54.80	79.20	111.30	136.85
A4	13.80	22.50	38.60	65.15	118.70	175.00	246.35	366.95	440.05

¹⁾ Vickers hardness. ²⁾ DIN 125

Washers

(DIN EN ISO 7093-1, DIN 9021)



Material	Internal Diameter in mm					
	M6	M8	M10	M12	M16	M20
	Price in €/100 Pieces					
zp	8.45	11.10	15.40	26.95	45.55	136.95
hdg	–	–	15.40	26.95	45.55	136.95
A4	35.30	46.70	62.95	125.75	159.75	448.75

Spring Washers

(DIN 127 –Shape B)



Type	FR 6	FR 8	FR 10	FR 12	FR 16	FR 20	FR 24
Shape	B 6	B 8	B 10	B 12	B 16	B 20	B 24
	Price in €/100 Pieces						
zp	3.15	3.60	5.45	8.30	18.75	30.05	59.20
A4	11.70	23.15	36.45	50.40	122.50	174.15	–

Hexagonal Coupling Sleeves VMSK



Material	Thread × Length in mm			
	M10 × 25	M12 × 30	M16 × 40	M20 × 50
	Price in €/100 Pieces			
zp	234.65	272.70	415.15	605.80
A4	Price on request			

Coupling Sleeves Round VM



Material	Thread × Length in mm					
	M6 × 20	M8 × 20	M10 × 25	M12 × 30	M16 × 40	M20 × 50
zp	51.35	70.65	114.50	182.15	292.05	511.95
A4	Price on request					

Flange Nuts SKF



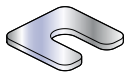
Material	Thread	
	M12	M16
zp	18.30	43.95

Installation Cone JIC



Material	Thread
	M16
8.8 carbon steel	Price on request

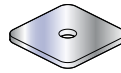
Horseshoe Shims JVS¹⁾



Article	Material	Depth × Width × Ø in mm	Price in €/Piece
JVS4003-13	A4	3 × 40 × 13	1.85
JVS6504-17	A4	4 × 65 × 17	5.10
JVS8008-21	A4	8 × 80 × 21	17.20
JVS4006-13	A4	6 × 40 × 13	4.55
JVS6503-17	A4	3 × 65 × 17	4.00
JVS6506-17	A4	6 × 65 × 17	8.90
JVS8003-21	A4	3 × 80 × 21	5.85
JVS8006-21	A4	6 × 80 × 21	12.35

¹⁾ Additional sizes can be provided on request

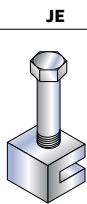
Square Shims JVL¹⁾



Article	Material	Depth × Width × Ø in mm	Price in €/Piece
JVL4003-08	A4	3 × 40 × 8	1.80
JVL6504-08	A4	4 × 65 × 8	5.00
JVL8008-08	A4	8 × 80 × 8	16.70
JVL4006-08	A4	6 × 40 × 8	4.50
JVL6503-08	A4	3 × 65 × 8	3.90
JVL6506-08	A4	6 × 65 × 8	8.75
JVL8003-08	A4	3 × 80 × 8	5.65
JVL8006-08	A4	6 × 80 × 8	12.10

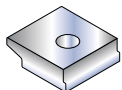
¹⁾ Additional sizes can be provided on request

End Anchors JE for Anchor Channels



Type	Corresponding Anchor Channels	Packing Unit	Anchor bolt Thread	Price in €/Piece	
				Material zp	Material A4
JE 1	JTA K 28/15	25	M8	4.75	9.80
JE 2	JTA K 38/17	25	M10	5.25	11.45
JE 2	JTA W 40/22	25	M10	5.25	11.45
JE 2	JTA K 40/25	25	M10	5.25	11.45

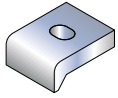
Clamping Plates KPA for Crane Rails



Material	KPA 45	KPA 55	KPA 65	KPA 75
	Price in €/100 Pieces			
Diameter ²⁾	Ø 22 mm	Ø 18 mm/ Ø 22 mm	Ø 22 mm	Ø 22 mm
hdg	1,016.60	1,078.20	1,139.85	1,186.50

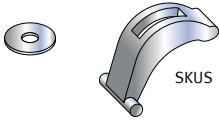
²⁾ Other diameters on request

Clamping Plates KP (DIN 3568)



Material	KP 50/7	KP 60/10	KP 60/11	KP 60/12	KP 60/14	KP 60/16	KP 60/18	KP 60/20
	Price in €/100 Pieces							
Slot Size	LL 14 × 20	LL 18 × 24	LL 18 × 24	LL 18 × 24	LL 18 × 24	LL 18 × 24	LL 18 × 24	LL 18 × 24
hdg	954.35	970.95	979.25	1,067.85	1,087.55	1,107.30	1,127.50	1,148.60

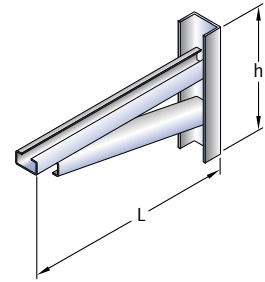
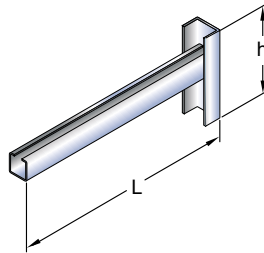
Clamping Claw SKU with Washer



Material	Price in €/100 Pieces
hdg	934.20

Channel Brackets JKO

Bracket Type	JKO 28/28-1				JKO 36/36-1				JKO 36/36-2				
--------------	-------------	--	--	--	-------------	--	--	--	-------------	--	--	--	--

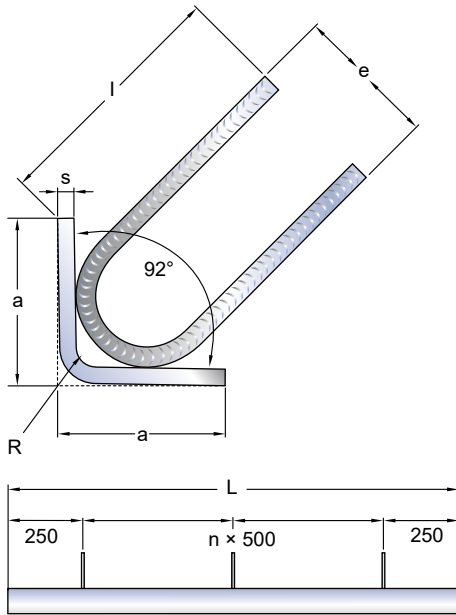


Profile	K 28/28				K 36/36				K 36/36				
Suitable T-bolts	Type JD, M6-M12				Type JH, M10-M16				Type JH, M10-M16				
Vertical Profile for T-bolt	U 36/24 M12				U 45/27 M12				U 45/27 M12				
Bracket Length L in mm	100	200	300	400	300	400	500	600	300	400	500	600	700
Height h in mm	120	120	120	120	180	180	180	180	208	238	269	300	330
Material	hdg												
Price in €/Piece	A4				Price on request				Price on request				

Ordering Example Channel Brackets JKO

Type	Profile	Bracket Length L	Material
JKO	- K 28/28-1	- 100	- hdg

Edge Protection Angles JKW



Type	a/s	Length L in mm	Number of Anchors	Price in €/Piece	
				Material	hdg
JKW	- 50/5	- 500	2	58.15	Price on request
JKW	- 50/5	- 750	2	62.85	
JKW	- 50/5	- 1,000	2	67.65	
JKW	- 50/5	- 1,500	3	81.10	
JKW	- 50/5	- 2,000	4	94.70	
JKW	- 80/6	- 500	2	68.90	
JKW	- 80/6	- 750	2	78.45	
JKW	- 80/6	- 1,000	2	87.95	
JKW	- 80/6	- 1,500	3	111.70	
JKW	- 80/6	- 2,000	4	135.50	
JKW	- 100/6	- 500	2	74.20	
JKW	- 100/6	- 750	2	86.25	
JKW	- 100/6	- 1,000	2	98.30	
JKW	- 100/6	- 1,500	3	127.15	
JKW	- 100/6	- 2,000	4	167.45	
JKW	- 100/8	- 500	2	80.95	
JKW	- 100/8	- 750	2	96.35	
JKW	- 100/8	- 1,000	2	111.85	
JKW	- 100/8	- 1,500	3	147.50	
JKW	- 100/8	- 2,000	4	183.15	

Material and Design

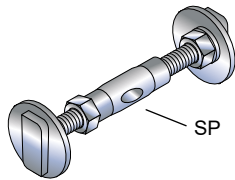
- hdg= hot-dip galvanised 1.0038 /1.0044
- A4 = stainless steel 1.4401/1.4404/1.4571
- L4 = stainless steel lean duplex

Ordering Example Edge Protection Angle JKW

Type	Length L	Material
JKW - 50/5	- 2,000	- hdg

Turnbuckle Connections JSV

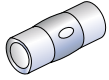
(Material A4)



JSV	Type	Load Category in kN	Sleeve	T-bolt Left-hand Thread	T-bolt Right-hand Thread	Price in €/Piece
	JSV-28-1	3.5	SP 10 x 50	JDL M10 x 50	JD M10 x 40	45.20
	JSV-28-2	3.5	SP 10 x 80	JDL M10 x 50	JD M10 x 60	48.25
	JSV-38-1	5.0	SP 12 x 50	JHL M12 x 50	JH M12 x 50	62.00
	JSV-38-2	5.0	SP 12 x 80	JHL M12 x 50	JH M12 x 60	65.40
	JSV-38-3	5.0	SP 12 x 80	JHL M12 x 50	JH M12 x 100	71.10
	JSV-38-4	7.0	SP 16 x 50	JHL M16 x 50	JH M16 x 50	87.55
	JSV-38-5	7.0	SP 16 x 80	JHL M16 x 50	JH M16 x 80	95.65
	JSV-38-6	7.0	SP 16 x 80	JHL M16 x 50	JH M16 x 100	98.55
	JSV-40-1	8.0	SP 16 x 50	JCL M16 x 50	JC M16 x 60	97.60
	JSV-40-2	8.0	SP 16 x 80	JCL M16 x 50	JC M16 x 60	101.40
	JSV-40-3	8.0	SP 16 x 80	JCL M16 x 50	JC M16 x 100	122.05
	JSV-50-1	10.0	SP 16 x 80	JBL M16 x 80	JB M16 x 50	129.20
	JSV-50-2	10.0	SP 16 x 80	JBL M16 x 80	JB M16 x 80	134.30
	JSV-50-3	10.0	SP 16 x 80	JBL M16 x 80	JB M16 x 100	139.20

Turnbuckles SP

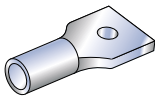
(Material A4)



(with right/
left thread
and hole)

	SP 10 × 50	SP 10 × 80	SP 12 × 50	SP 12 × 80	SP 16 × 50	SP 16 × 80
	Price in €/100 Pieces					
	2,174.90	2,349.10	2,620.60	2,800.85	3,735.60	4,103.95

Eyelet Sockets ÖM



Material	M8 × 40	M10 × 50	M12 × 60	M16 × 80
	Price in €/100 Pieces			
zp	129.15	133.35	145.30	312.60
A4	Price on request			

Ring Nuts RM


(DIN 582)



Material	Thread				
	M8	M10	M12	M16	M20
Price in €/100 Pieces					
carbon steel	218.70	346.15	472.40	638.15	893.20
zp	306.65	406.30	531.10	743.85	1,067.95

Threaded Rods GS

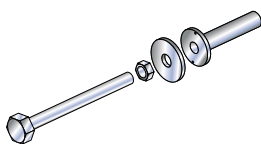
(Length l = 1,000 mm)



Material	Thread					
	M6	M8	M10	M12	M16	M20
Price in €/100 Pieces						
zp	142.35	164.50	255.20	363.80	751.20	1,106.00
A4	962.65	1,490.45	2,337.75	3,524.20	5,777.25	9,361.55

Pressure Bolts JDS

(Material A4)



T-bolt Length in mm	Thread			
	M10	M12	M16	M20
Price in €/Piece				
80	10.65	12.25	19.45	34.40
100	10.65	12.25	19.45	34.40
120	10.65	12.25	19.45	34.40
140	10.65	12.25	19.45	34.40
160	11.05	12.25	19.45	34.40
180	11.35	13.50	20.45	37.80
200	12.25	13.50	20.45	37.80
220 / 240 ¹⁾	Price on request			

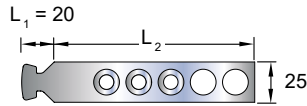
Round plastic sleeve	Sleeve length 80 mm	1.40	1.45	1.55	1.55
----------------------	---------------------	------	------	------	------

¹⁾ No standard T-bolt length

Brick Tie Anchors JMA

Series 12 Type JMA-.../12¹⁾

For profiles: Kt 25/15-D, K 28/15

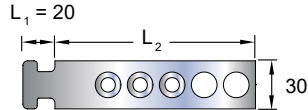


Length L ₂ in mm	Material Price in €/100 Pieces	
	hdg	A4
85	78.85	352.35
120	90.05	430.10
180	126.00	530.40
300	233.25	779.90

¹⁾Packing Unit= 100 Pieces

Series 18 Type JMA-.../18¹⁾

For profile: K 38/17



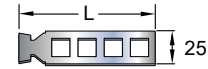
Length L ₂ in mm	Material Price in €/100 Pieces	
	hdg	A4
85	94.45	436.75
120	114.40	484.50
180	153.15	571.65
300	271.90	865.10

¹⁾Packing Unit= 100 Pieces

Thin-Bed Brick Tie Anchors JMA-D

Series 12 Type JMA-...-D/12¹⁾

For profiles: Kt 25/15-D, K 28/15



Length L in mm	Material Price in €/100 Pieces
	A2
125	222.00
185	254.25
245	286.80

¹⁾Packing Unit= 100 Pieces

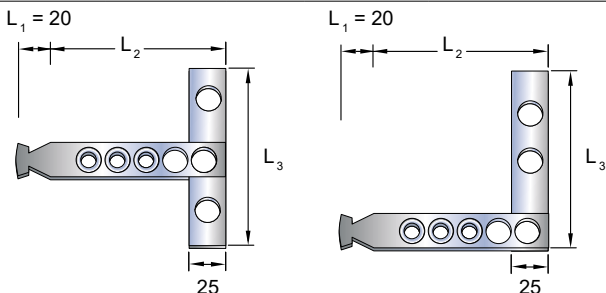
Brick Tie Anchors JMA-Q and JMA-QE

Series 12

Type JMA-... x ...-Q/12

Type JMA-... x ...-QE/12

For profiles: Kt 25/15-D, K 28/15



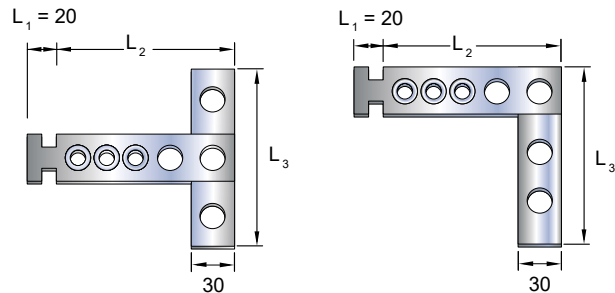
Length L ₂ in mm	Length L ₃ in mm	Material Price in €/100 Pieces	
		hdg	A4
85	120	914.35	1,403.30
120	120	937.55	1,478.35
180	120	978.40	1,615.55
300	120	1,142.00	2,196.65
85	180	960.85	1,546.70
120	180	978.40	1,615.55
180	180	1,025.05	1,752.80
300	180	1,166.35	2,294.35
85	300	1,129.30	2,137.80
120	300	1,142.00	2,196.65
180	300	1,166.35	2,283.15
300	300	1,345.15	2,900.35

Series 18

Type JMA-... x ...-Q/18

Type JMA-... x ...-QE/18

For profile: K 38/17



Length L ₂ in mm	Length L ₃ in mm	Material Price in €/100 Pieces	
		hdg	A4
85	120	980.10	1,590.55
120	120	1,007.65	1,696.25
180	120	1,074.15	1,928.70
300	120	1,197.90	2,333.40
85	180	1,040.85	1,823.05
120	180	1,074.10	1,928.70
180	180	1,140.55	2,155.80
300	180	1,227.85	2,453.20
85	300	1,180.80	2,263.95
120	300	1,197.90	2,333.40
180	300	1,227.85	2,453.00
300	300	1,384.10	2,927.45

Ordering Example Brick Tie Anchors

Type	Length L ₂ × L ₃	Series	Material
JMA	- 85 × 120 -	QE / 12	- hdg

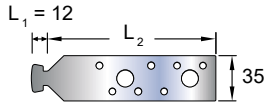
Ordering Example Brick Tie Anchors

Type	Length	Series	Material
JMA	- 180 -	12	- A4

Nail Anchors JNA

Series 12 Type JNA-.../12¹⁾

For profiles: Kt 25/15-D, K 28/15

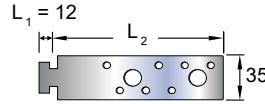


Length L ₂ in mm	Material Price in €/100 Pieces	
	hdg	A4
100	167.45	
130	194.65	
200	256.15	

¹⁾Packing Unit= 100 Pieces

Series 18 Type JNA-.../18¹⁾

For profile: K 38/17



Length L ₂ in mm	Material Price in €/100 Pieces	
	hdg	A4
100	167.45	
130	194.65	
200	256.15	

¹⁾Packing Unit= 100 Pieces

Sliding Sleeves JMA-G

JMA-G 150/12

for Brick Tie Anchor: JMA 120/12

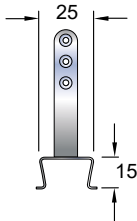


Price in €/100 Pieces
150.40

Channels for Brick Ties

Kt 25/15-D²⁾

Brick Tie Anchor: Series 12
 Weight: 0.34 kg/m



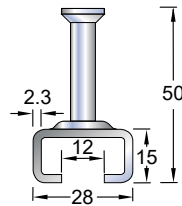
Anchor Piece/m	Material Price in €/m	
	hdg	A4
6/m	4.55	19.75

²⁾ Pack.-unit 1 bundle = 100 pieces stock length = 2,500 and 5,000 mm (- 0/+ 50 mm) no cut length

³⁾ Stock length: see page 9

JTA K 28/15³⁾

Brick Tie Anchor: Series 12
 Weight: 1.20 kg/m

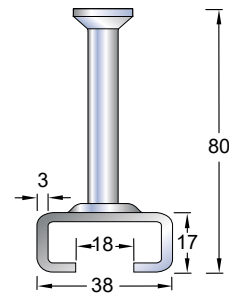


Anchor Piece/m	Material Price in €/m	
	hdg	A4
5/m	19.75	67.80

Cut Length Surcharge 10% 10%

JTA K 38/17³⁾

Brick Tie Anchor: Series 18
 Weight: 2.05 kg/m



Anchor Piece/m	Material Price in €/m	
	hdg	A4
5/m	26.40	102.40

Cut Length Surcharge 10% 10%

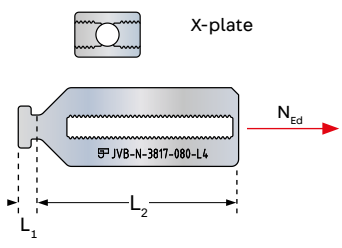
Further Information and Anchor Design:

- Detailed Information about Lengths, Weights, K 38/17 with shortened anchors and much more, see page 9
- All prices incl. foam filling and nail holes

Material and Design

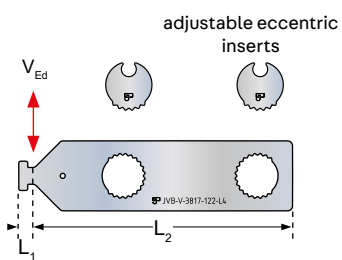
- K = cold-formed
- hdg = hot-dip galvanised 1.0038 /1.0044
- sv = pre-galvanised 1.0038
- A2 = stainless steel 1.4301/1.4541
- A4 = stainless steel 1.4401/1.4404/1.4571

Toothed Straps JVB-N¹⁾ (for longitudinal tension loads)

JVB-N	Type	Length L ₁ in mm	Length L ₂ in mm	Material Price in €/Piece	
				zp	L4
	JVB-N-2815-55	10	92	17.80	52.00
	JVB-N-2815-60	10	104	18.05	53.60
	JVB-N-2815-80	10	143	19.60	59.50
	JVB-N-3817-55	12	88	19.35	55.20
	JVB-N-3817-65	12	112	21.00	60.00
	JVB-N-3817-80	12	142	23.00	65.30
	JVB-N-5030-60	22	104	23.60	85.50
	JVB-N-5030-70	22	122	25.55	89.75
	JVB-N-5030-80	22	143	27.75	94.50

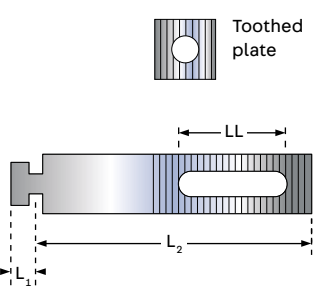
¹⁾ Price incl. X-plate

Toothed Straps JVB-V²⁾ (for transverse shear loads)

JVB-V	Type	Length L ₁ in mm	Length L ₂ in mm	Material Price in €/Piece	
				zp	L4
	JVB-V-2815-108	10	273	26.70	49.90
	JVB-V-3817-122	12	327	41.95	78.55
	JVB-V-5030-152	22	392	57.15	117.35

²⁾ Price incl. 2x adjustable eccentric inserts

Toothed Straps JVB-Z³⁾ (for longitudinal tension loads)

JVB-Z	Type	Series/ Slot Size	Length L ₁ in mm	Length L ₂ in mm	Material Price in €/100 Pieces	
					zp	A4
	JVB-90-Z/12	12 For profile K 28/15	10	90	1,035.95	1,547.10
	JVB-115-Z/12		10	115	1,058.85	1,775.95
	JVB-140-Z/12		10	140	1,070.30	1,841.35
	JVB-165-Z/12		10	165	1,081.80	1,901.25
	JVB-190-Z/12		10	190	1,098.90	1,912.15
	JVB-215-Z/12		10	215	1,110.35	1,993.90
	JVB-240-Z/12	10	240	1,121.75	2,081.00	
	JVB-115-Z/18	18 For profile K 38/17	12	115	1,201.90	2,162.70
	JVB-140-Z/18		12	140	1,207.70	2,211.80
	JVB-165-Z/18		12	165	1,213.35	2,260.80
	JVB-190-Z/18		12	190	1,224.80	2,364.30
	JVB-215-Z/18		12	215	1,264.90	2,429.65
	JVB-240-Z/18		12	240	1,287.85	2,549.55

³⁾ Price incl. toothed plate 30 × 30 mm

Material and Design

- zp = zinc-plated
- A4 = stainless steel 1.4401/1.4404/1.4571
- L4 = stainless steel lean duplex

Ordering Example Toothed Straps JVB-N

Type	Material
JVB-N-3817-55	L4

Toothed Straps JVB-ZS¹⁾ (for longitudinal tension and compression loads)

JVB-ZS	Type	Series / Slot Size	Length L ₁ in mm	Length L ₂ in mm	Material	
					Price in €/100 Pieces	
					zp	A4
	JVB-115-ZS/12	12 For profile K 28/15	7	115	1,797.20	3,355.75
	JVB-140-ZS/12		7	140	1,808.60	3,432.00
	JVB-165-ZS/12		7	165	1,814.35	3,524.65
	JVB-190-ZS/12		7	190	1,854.40	3,562.75
	JVB-215-ZS/12		7	215	1,860.10	3,671.75
	JVB-140-ZS/18	18 For profile K 38/17	10	140	2,066.20	4,488.85
	JVB-165-ZS/18		10	165	2,100.55	4,527.05
	JVB-190-ZS/18		10	190	2,163.45	4,706.80
	JVB-215-ZS/18		10	215	2,169.20	4,761.30
			LL 11x55			
	LL 13x55					

¹⁾ Price incl. toothed plate 30 × 30 mm

Tilt Restraint Straps JVB-KRL¹⁾

Type	Length L in mm	Steel Thickness t in mm	Price in €
JVB-KRL3	100 – 395 continuously	3	Price on request
JVB-KRL4		4	
JVB-KRL5		5	
JVB-KRL6		6	

¹⁾ Price incl. X-plate, ²⁾ X-plate Ø 13

Tilt Restraint Straps JVB-KLL¹⁾

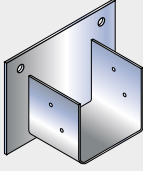
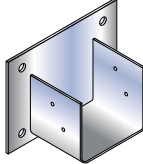
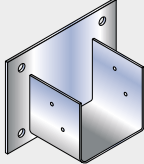
Type	Length L in mm	Steel Thickness t in mm	Price in €
JVB-KLL3	100 – 395 continuously	3	Price on request
JVB-KLL4		4	
JVB-KLL5		5	
JVB-KLL6		6	

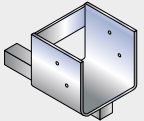
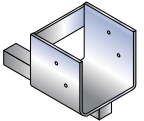
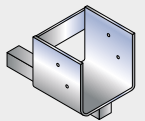
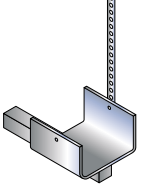




¹⁾ Price incl. X-plate, ²⁾ X-plate Ø 13

Ordering Example Tilt Restraint Straps JVB-KRL

Type	Length L	Material
JVB-KRL3 /	112	- L4

Scaffold Shoes JG¹⁾ (Type-tested)

Type	JG-K 4	JG-K 9	JG-K 12
Colour	Yellow	Blue	Red
			
Hole in mm	2 × Ø 11	4 × Ø 14	4 × Ø 14
Scaffold Shoe Price in €/Piece	27.75	31.90	46.65

Type	JG-H 2.5	JG-H 5/9	JG-H 5/9	JG-L 2.5
Colour	Grey	Blue	Blue	Grey
				
Scaffold Shoe Price in €/Piece	32.05	41.35	41.35	27.90
Associated Sleeve				
Sleeve Dimension	25 × 25 × 95 PE	30 × 30 × 95 PE	30 × 30 × 105 hdg	25 × 25 × 95 PE
Sleeve Price in €/Piece	3.25	3.55	12.35	3.25

¹⁾ Scaffold Shoes for square timber widths: 10 cm (12 cm on request).

Material and Design

- scaffold Shoe – steel 1.0038 colour coated
- sleeve St – steel 1.0038
- sleeve PE - plastic

Ordering Example Scaffold Shoes JG

Type
JG-K 4

Reinforcement Technology

JORDAHL® Punching Shear Reinforcement

Punching Shear Reinforcement JDA	40
Standard Configurations Shear Reinforcement JDA-S	40
Standard Configurations Punching Shear Reinforcement JDA, Long Lengths	41
Shear Reinforcement JDA-S	41
Punching Shear Reinforcement JDA-FT-KL	41

JORDAHL® Accessories for Punching Shear Reinforcement

Spacers AH-FBA	42
Spacers AH-FT	42
Spacers AH-DA	42
Assembly Aids JDA-Q	42

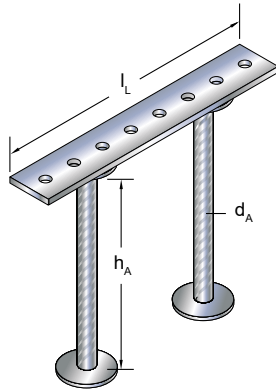
Punching Shear Reinforcement JDA, Standard Configurations

ETA (European Technical Approval ETA-13/0136)

Shear Reinforcement JDA-S, Standard Configurations¹⁾

abZ (German Technical Approval Z-15.1-268)

Two Anchor System



Anchor Length h_A in mm	Anchor Diameter d_A in mm					
	Ø 10	Ø 12	Ø 14	Ø 16	Ø 20	Ø 25
	Price in €/Piece					
125	10.35	11.35	–	–	–	–
135	10.40	11.45	–	–	–	–
145	10.40	11.50	12.10	–	–	–
155	10.45	11.60	12.20	12.85	–	–
165	10.50	11.65	12.25	12.95	–	–
175	10.55	11.70	12.35	13.05	–	–
185	10.55	11.75	12.40	13.15	13.50	–
195	10.60	11.80	12.55	13.25	13.65	–
205	10.65	11.85	12.60	13.40	13.75	–
215	10.70	11.95	12.70	13.50	13.90	–
225	10.70	12.00	12.75	13.60	14.05	–
235	10.75	12.05	12.85	13.70	14.25	–
245	10.85	12.10	12.90	13.80	14.40	24.75
255	10.90	12.15	13.00	13.90	14.50	24.95
265	10.90	12.20	13.05	14.00	14.65	25.15
275	10.95	12.25	13.15	14.15	14.80	25.35
285	11.00	12.30	13.20	14.25	14.95	25.50
295	11.05	12.40	13.35	14.35	15.15	25.80
305	11.05	12.50	13.40	14.45	15.25	26.00
315	11.10	12.55	13.50	14.55	15.40	26.20
325	11.15	12.60	13.55	14.65	15.55	26.35
335	11.20	12.65	13.65	14.75	15.70	26.55
345	11.20	12.70	13.70	14.85	15.90	26.75
355	11.25	12.75	13.80	14.95	16.00	26.95
365	11.30	12.80	13.85	15.05	16.15	27.15
375	11.35	12.90	13.95	15.20	16.30	27.30
385	11.35	12.95	14.00	15.30	16.45	27.60
395	11.40	13.00	14.15	15.40	16.60	27.80
405	11.45	13.05	14.25	15.50	16.70	28.00
415	21.15	23.30	24.35	25.40	26.10	28.15
425	21.20	23.35	24.45	25.50	26.20	28.35
435	21.20	23.40	24.50	25.60	26.35	28.55
445	21.25	23.45	24.60	25.65	26.50	28.75
455	21.30	23.50	24.65	25.85	26.60	28.90
465	21.30	23.55	24.70	25.95	26.75	29.15
475	21.35	23.60	24.80	26.05	26.85	29.40
485	21.40	23.65	24.85	26.10	27.00	29.60
495	21.40	23.70	24.90	26.20	27.15	29.75
505	21.45	23.75	25.00	26.30	27.25	29.95
515	21.50	23.80	25.05	26.40	27.45	30.15
525	21.50	23.85	25.10	26.45	27.65	30.35
535	21.55	23.90	25.20	26.55	27.75	30.55
545	21.60	24.00	25.25	26.65	27.90	30.75
555	21.60	24.05	25.35	26.75	28.00	30.95
565	21.65	24.15	25.40	26.80	28.15	31.20
575	21.70	24.20	25.45	26.90	28.30	31.40
585	21.70	24.25	25.55	27.00	28.40	31.55
595	21.75	24.30	25.60	27.10	28.55	31.75
605	21.80	24.35	25.65	27.20	28.70	31.95
615	21.80	24.40	25.85	27.25	28.80	32.15
625	21.85	24.45	25.90	27.40	28.95	32.30
635	21.90	24.50	25.95	27.55	29.10	32.55
645	21.90	24.55	26.05	27.65	29.30	32.75
655	21.95	24.60	26.10	27.70	29.45	33.00
665	22.00	24.65	26.15	27.80	29.55	33.15
675	22.00	24.70	26.25	27.90	29.70	33.35
685	22.05	24.75	26.30	28.00	29.85	33.55
695	22.05	24.80	26.40	28.05	29.95	33.75

¹⁾ JDA-S (Shear Reinforcement) and JDA (Punching Shear Reinforcement) systems use the same component configurations

Ordering Example Punching Shear Reinforcement

Type	Number of Anchors	Anchor d_A	Anchor Length h_A	Strip Length l_L
JDA	2 /	14 /	225 -	340
Grid				
(85/170/85)				

Further Information:

- other lengths on request

Material and Design

- bars of structural steel
- double-headed anchors in ribbed and smooth reinforcement steel



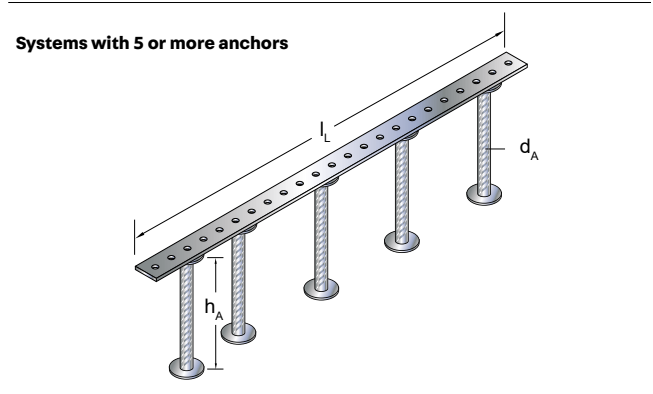
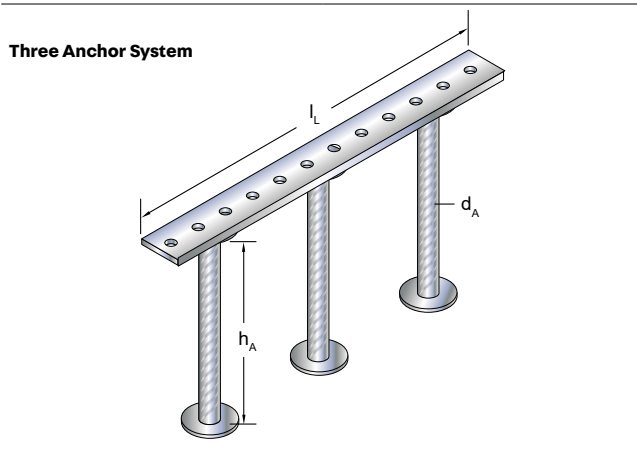
See page 42 for suitable accessories

Punching Shear Reinforcement JDA, Standard Configurations

ETA (European Technical Approval ETA-13/0136)

Shear Reinforcement JDA-S, Standard Configurations

abZ (German Technical Approval Z-15.1-268)



Price Calculation for Multi-anchors:
 Price = Price JDA with 2 Anchors × Factor

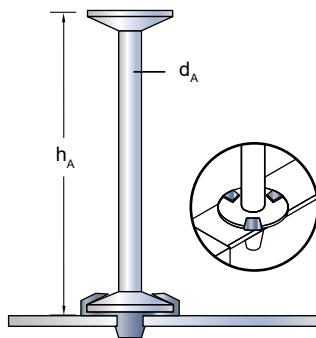
Number of Anchors	Factor
3	1.5
4	2.0
5	2.5
6	3.0
7	3.5
8	4.0

Ordering Example Punching Shear Reinforcement

Type	Number of Anchors	Anchor d _A	Anchor Length h _A	Strip Length l _L
JDA	5 /	14 /	205 -	725
Grid				
(90/110/150/150/150/75)				

Punching Shear Reinforcement JDA-FT-KL

ETA (European Technical Approval ETA-13/0136)



Anchor Length h _A in mm	Anchor Diameter d _A in mm			
	Ø 10	Ø 12	Ø 14	Ø 16
125–695, in steps of 10 mm	Price in €/Piece			
	Price on request			

Delivery only to qualified precast plants with preassembled clip on the anchor

Material and Design

- bars of structural steel
- double-headed anchors in ribbed and smooth reinforcement steel
- anchor with preassembled clip (patented plastic fastener)

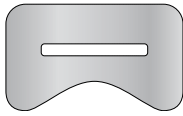
Ordering Example Punching Shear Reinforcement

Type	Number of Anchors	Anchor d _A	Anchor Length h _A	Strip Length l _L
JDA-FT-KL -	2 /	10 /	145 -	200
Grid				
(50/100/50)				



See page 42 for suitable accessories

Spacers AH-FBA



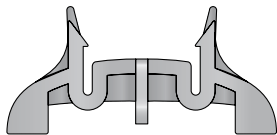
Size	Concrete Coverings in mm	Material For pre-cast concrete use	Price in €/Piece net
AH-FBA 15	15	Fibre reinforced concrete	0.25
AH-FBA 20	20	Fibre reinforced concrete	0.25
AH-FBA 25	25	Fibre reinforced concrete	0.25
AH-FBA 30	30	Fibre reinforced concrete	0.25

Spacers AH-FT




Size	Concrete Coverings in mm	Material For pre-cast concrete use	Price in €/Piece net
AH-FT	15 / 20 / 25 / 30	Plastic	0.20

Spacers AH-DA



Size	Concrete Coverings in mm	Material For in-situ concrete use	Price in €/Piece net
AH-DA 15/20	15 / 20	Plastic	0.20
AH-DA 25	25	Plastic	0.20
AH-DA 30	30	Plastic	0.20
AH-DA 35	35	Plastic	0.20

Assembly Aids JDA-Q



Price in €/Piece
 Price on request

Connector Technology

JORDAHL® Double Shear Connectors

Double Shear Connectors JDS	46
--------------------------------	----

Double Shear Connectors JDSQ	46
---------------------------------	----

JORDAHL® Accessories for Double Shear Connectors

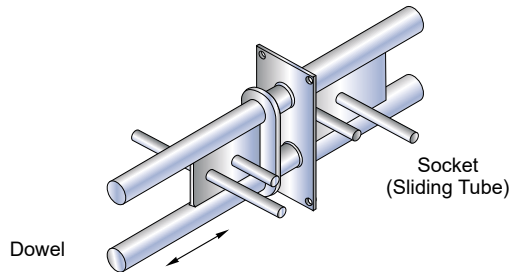
Fire-Protection Collars JBRM	47
---------------------------------	----

Fire-Protection Collars JBRMQ	47
----------------------------------	----

JORDAHL® Double Shear Connectors

abZ (German Technical Approval Z-15.7-237)

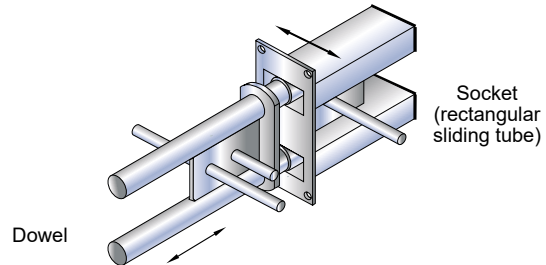
Double Shear Connectors JDSD



Price in €/Piece

Type	Price in €/Piece		
	Dowel	Socket (Sliding Tube)	Dowel + Socket
JDSD 20 HF	66.80	29.50	96.30
JDSD 25 HF	83.75	44.10	127.85
JDSD 30 HF	104.75	49.00	153.75
JDSD 45 HF	120.55	51.50	172.05
JDSD 60 HF	153.00	63.45	216.45
JDSD 90 HF	257.70	79.65	337.35
JDSD 120 HF	310.25	120.95	431.20
JDSD 130	357.80	200.05	557.85
JDSD 150	579.10	251.65	830.75
JDSD 400	1,307.60	384.85	1,692.45
JDSD 450	2,003.65	409.80	2,413.45

Double Shear Connectors JDSDQ



Price in €/Piece

Type	Price in €/Piece		
	Dowel	Socket (Sliding Tube)	Dowel + Socket
JDSDQ 25 HF	83.75	80.50	164.25
JDSDQ 30 HF	104.75	89.50	194.25
JDSDQ 45 HF	120.55	97.75	218.30
JDSDQ 60 HF	153.00	132.75	285.75
JDSDQ 90 HF	257.70	196.40	454.10
JDSDQ 120 HF	310.25	287.70	597.95
JDSDQ 130	357.80	371.60	729.40
JDSDQ 150	579.10	515.55	1,094.65
JDSDQ 400	1,307.60	958.95	2,266.55
JDSDQ 450	2,003.65	1,195.60	3,199.25

Ordering Example Double Shear Connectors JDSD 60 HF

Complete (dowel and socket)

Type	Material
JDSD	60 HF

Ordering Example Double Shear Connectors JDSDQ 60 HF

Complete (dowel and socket)

Type	Material
JDSDQ	60 HF

Material and Design

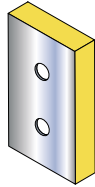
- stainless steel corrosion resistance class III and IV



See page 47 for suitable accessories

JORDAHL® Accessories for Double Shear Connectors

Fire-Protection Collars JBRM

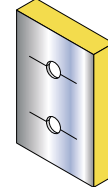


Type	Price in €/Piece	
	Joint width	
	20 mm	30 mm
JBRM 20	8.90	9.95
JBRM 25	8.90	9.95
JBRM 30	8.90	9.95
JBRM 45	10.95	11.35
JBRM 60	11.35	12.65
JBRM 90	12.40	13.50
JBRM 120	13.95	15.05
JBRM 130	14.75	16.05
JBRM 150	15.60	17.05
JBRM 400	21.30	22.75
JBRM 450	25.30	27.30

Ordering Example Fire-Protection Collars for 20 mm building joint using Double Shear Connectors JDSD 60 HF

Fire-Protection Collar	Size of Dowel	Joint width
JBRM	60	- 20

Fire-Protection Collars JBRMQ



Type	Price in €/Piece	
	Joint width	
	20 mm	30 mm
JBRMQ 25	10.20	10.95
JBRMQ 30	10.20	10.95
JBRMQ 45	11.35	12.90
JBRMQ 60	15.35	16.15
JBRMQ 90	16.05	16.60
JBRMQ 120	16.60	17.95
JBRMQ 130	17.65	19.85
JBRMQ 150	18.30	21.75
JBRMQ 400	25.05	28.75
JBRMQ 450	29.65	33.35

Ordering Example Fire-Protection Collars for 20 mm building joint using Double Shear Connectors JDSDQ 60 HF

Fire-Protection Collar	Size of Dowel	Joint width
JBRMQ	60	- 20

Facade Connection Systems

JORDAHL® Brickwork Support Systems

Brickwork Support Brackets JVAeco+ N, NA, NU	50
Brickwork Support Brackets JVAeco+ P, PAR	50
Brickwork Support Brackets JVAeco+ E, EA	51
Brickwork Support Brackets JVAeco+ F, FAR	51
Brickwork Support Brackets JVAeco+ NFT, NAFTA	52
Angled Support Brackets L-DF+, L-DN+, L-F+	52
Grout-in Brackets JMK+	53
Adjustment Foot	53
Additional Component	53
Parapet Brick Anchors JAV	54
Windposts JWP	54

JORDAHL® Accessories for Brickwork Support

Angled Brackets JW	55
Suspension Loops JRH	55
Stainless Steel Wires ESD	55
Precast Lintel Support JFT+	56
Threaded Loops JGS	56
Lintel Support Bracket JAW (for Lintels)	56
Scaffold Anchors JGA +Q, +Z	56
Ring Bolts FIG	56
Installation Set (Brickwork Support Brackets to Anchor Channels)	57
Installation Set (Drilled Bolts for Brickwork Support)	57
Shim AGW	57
Wedge Adjuster, U-Plate	57
Cavity Wall Ties JLA	58
Insulation Retainers, Water Barrier Discs, ISO-Clips	58

JORDAHL® Support Corbels

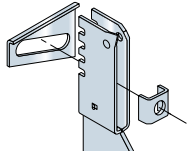
Support Corbels JBA NJ, AJ, N, A	59
Installation Set JBA NJ, AJ	59
Installation Set JBA N, A	59

JORDAHL® Brickwork Support Systems

Brickwork Support Brackets

abZ (German Technical Approval Z-21.8-1868) Type Approval (TP-12-009)

Valid for all Products with Bracket Head and Bracket Body



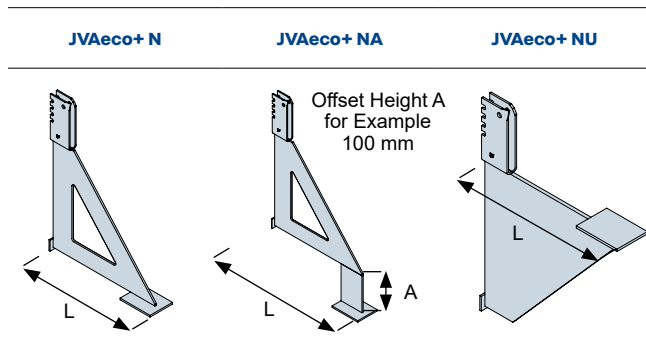
System consists of:

- JORDAHL® brickwork support bracket
- Oblique wedge adjuster, see p. 57
- U-plate, see p. 57

Material

- stainless steel corrosion resistance class III

Brickwork Support Brackets JVAeco+ N, JVAeco+ NA, JVAeco+ NU



Projection L in mm	Load Category in kN	Price in €/Piece
130–390	3.5 / 4.5 / 7.0 / 9.0 / 10.5 / 13.5	Price on request

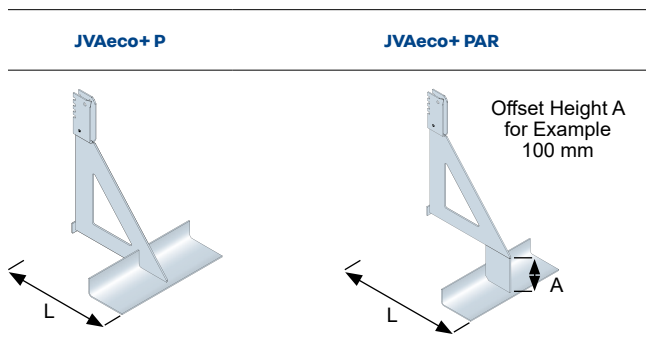
Intermediate and special sizes available on request.

Ordering Example Support Brackets JVAeco+ NA

Projection 230, Load Category 3.5, Offset 100 mm

Type	Projection L	Type	Load Category	Offset A
JVAeco+	230	- NA	/ 3.5	A = 100

Brickwork Support Brackets JVAeco+ P, JVAeco+ PAR



Projection L in mm	Load Category in kN	Price in €/Piece
130–390	3.5 / 4.5 / 7.0 / 9.0 / 10.5 / 13.5	Price on request

Intermediate and special sizes available on request.

Ordering Example Support Brackets JVAeco+ PAR

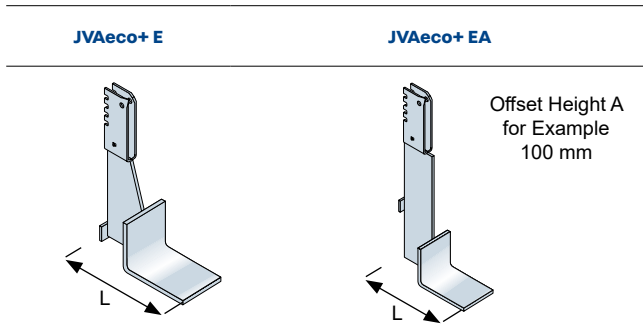
Projection 230, Load Category 3.5, Offset 100 mm

Type	Projection L	Type	Load Category	Offset A
JVAeco+	230	- PAR	/ 3.5	A = 100



See pages 55–57 for suitable accessories

Brickwork Support Brackets JVAeco+ E, JVAeco+ EA



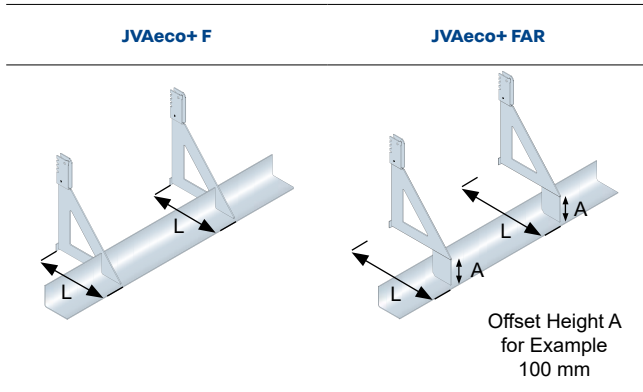
Projection L in mm	Load Category in kN	Price in €/Piece
150–390	1.8 / 3.5 / 7.0 / 2.5 / 5.0 / 7.5	Price on request

Intermediate and special sizes available on request.

Ordering Example Support Brackets JVAeco+ EA
 Projection 190, Load Category 3.5, Offset 100 mm

Type	Projection L	Type	Load Category	Offset A
JVAeco+	190	- EA /	3.5	A = 100

Brickwork Support Brackets JVAeco+ F, JVAeco+ FAR



Projection L in mm	Angle Length L _w in mm	Load Category in kN	Price in €/Piece
130–390	1,000	3.5 / 4.5	Price on request
130–390	1,250	7.0 / 9.0	
130–390	1,500	10.5 / 13.5	

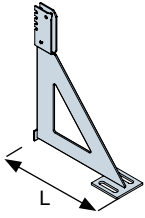
Intermediate and special sizes available on request.

Ordering Example Brickwork Support Brackets JVAeco+ F
 Projection 230, Angle Length 1,250, Load Category 7.0, selected support bracket (L 70 × 100 × 3)

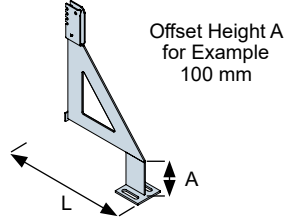
Type	Projection L	Angle Length L _w	Type	Load Category	Angle Dimensions
JVAeco+	190	- 1,250	- F /	7.0	(L 70 × 100 × 3)

Brickwork Support Brackets JVAeco+ NFT, JVAeco+ NAFTA

JVAeco+ NFT



JVAeco+ NAFTA



Projection L
in mm

Load Category
in kN

Price in
€/Piece

130–390

3.5 / 4.5 / 7.0 / 9.0 /
10.5 / 13.5

Price on request

Intermediate and special sizes available on request.

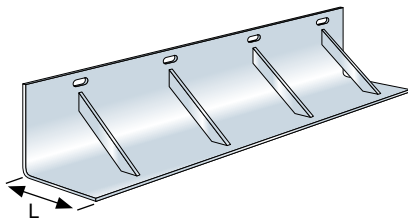
Ordering Example Brickwork Support Brackets JVAeco+ NAFTA

Projection 230, Load Category 7.0, Offset 100 mm

Type	Projection L	Type	Load Category	Offset A
JVAeco+	230	- NAFTA /	7.0	A = 100

Angled Support Brackets L-DF+, L-DN+

L-DF+/L-DN+¹⁾



¹⁾ L-DN+ not shown

Projection L
in mm

Angle Length L_w
in mm

Load Category
in kN

Price in
€/Piece

130–390

500 / 1,000

1.5 / 3.2

Price on request

Intermediate and special sizes available on request.

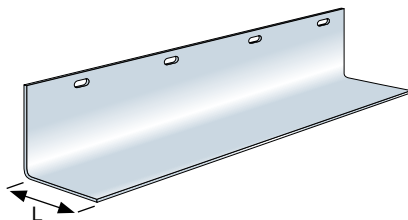
Ordering Example Angled Support Bracket L-DF+

Projection 190, Angle Length 1,000, Load Category 3.2

Type	Projection L	Angle Length L _w	Load Category
JL-DF+	190	- 1,000 /	3.2

Angled Support Brackets L-F+

L-F+



Projection L
in mm

Angle Length L_w
in mm

Load Category
in kN

Price in
€/Piece

110–130

500 / 1,000

1.2 / 2.1 / 3.2

Price on request

Intermediate and special sizes available on request.

Ordering Example Angled Support Bracket L-DF+

Projection 120, Angle Length 1,000, Load Category 3.2

Type	Projection L	Angle Length L _w	Load Category
JL-F+	120	- 1,000 /	3.2

Material

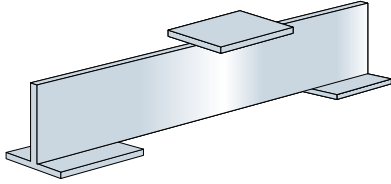
- stainless steel corrosion resistance class III



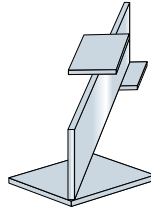
See pages 55–57 for suitable accessories.

Grout-in Brackets JMK+

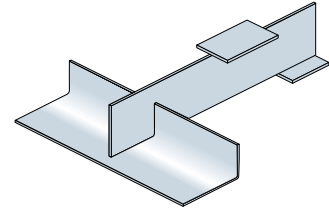
JMK+ N / JMK+ NA¹⁾



JMK+ E / JMK+ EA¹⁾



JMK+ P / JMK+ PAR¹⁾



¹⁾ Offset height not shown. The corresponding angle can be found on page 55. Other designs are available on request.

Projection L in mm	Load Category in kN	Price in €/Piece
110–330	3.5 / 7.0	Price on request

Intermediate and special sizes available on request.

Ordering Example Grout-in Brackets JMK+ E

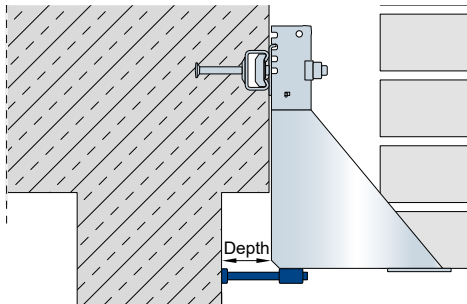
Shell space a = 50 mm, Load Category 3.5

Type	Projection L	Type	Load Category
JMK+	140	- E	/ 3.5

Material

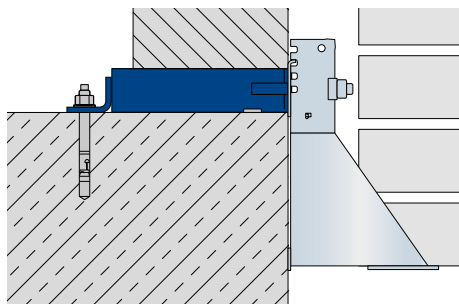
- Stainless steel corrosion resistance class III

Adjustment Foot



Load Category in kN	Price in €/Piece
3.5 / 4.5 / 7.0 / 9.0 / 10.5 / 13.5	Price on request

Additional Components JVA+ZB



Wall Thickness in mm	Load Category in kN	Price in €/Piece
175 / 240 / 365	7.0	Price on request

Ordering Example Additional Components JVA+ZB

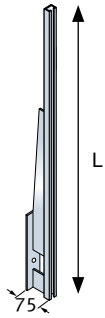
Wall Thickness 175, Load Category 7.0

Type	Wall Thickness	Type	Load Category
JVA+	175	- ZB	/ 7.0



See pages 55–57 for suitable accessories.

Parapet Brick Anchors JAV



Length L in mm	Price in €/ Piece	Brick Tie Anchor ¹⁾	
		Quantity	Type
600	Price on request	3	JMA 85/12 JMA 120/12 JMA 180/12
850		4	
1,100		5	

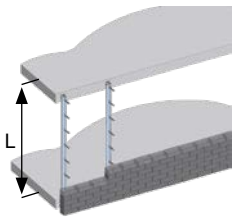
¹⁾ Brick tie anchors are available on request, see page 32

Ordering Example Parapet Brick Anchors JAV

Type	Projection	Length L
JAV	75 /	600

Special sizes available on request.

Windposts JWP



Length L in mm	Price in €/ Piece	Brick Tie Anchor ¹⁾²⁾	
		Quantity	Type
2,500	Price on request	10	JMA 85/12 JMA 120/12 JMA 180/12
2,750		11	
3,000		12	
3,250		13	
3,500		14	
3,750		15	
4,000		16	

¹⁾ Brick tie anchors are available on request, see page 32

²⁾ For brickwork thickness of 115 mm; other profiles available on request

Ordering Example for Windposts JWP

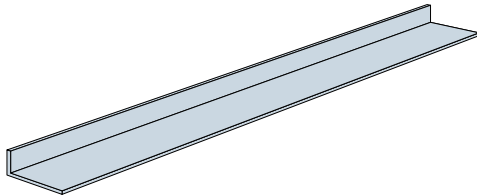
Type	Length L
JWP	3,000

Material

- stainless steel corrosion resistance class III

JORDAHL® Accessories for Brickwork Support

Angled Brackets JW



Angle Section $H_w \times B_w \times S_w$ in mm	Angle Length in mm	Price in €/ Piece
25 × 90 × 2	480	Price on request
30 × 90 × 3	730	
50 × 90 × 3	980	

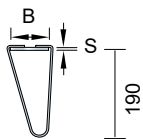
Different lengths and angle measurements available on request.

Ordering Example Angled Brackets JW

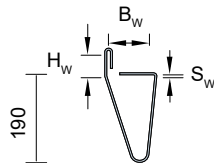
Type	Angle Length	Section $H_w \times B_w \times S_w$
JW	- 980	50 × 90 × 3

Suspension Loops JRH

JRH 0



JRH 1-7



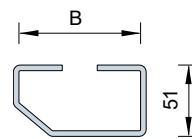
Type	for Angle Sections $H_w \times B_w \times S_w$ in mm	Price in €/Piece
JRH 0/11.5	for JVAeco+ N, NA, NU	Price on request
JRH 1/11.5	30–35 × 80–100 × 3–8	
JRH 2/11.5	40–45 × 80–100 × 3–8	
JRH 3/11.5	50–55 × 80–100 × 3–8	
JRH 4/11.5	60–65 × 80–100 × 3–8	
JRH 5/11.5	70–75 × 80–100 × 3–8	
JRH 6/11.5	80–85 × 80–100 × 3–8	
JRH 7/11.5	90–95 × 80–100 × 3–8	

Ordering Example Suspension Loops JRH

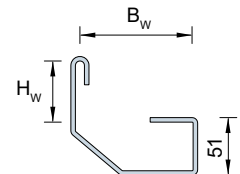
Type	Thickness
JRH 5	/ 11.5

Suspension Loops JRH (for Stretcher Lintel)

JRH 20



JRH 21-27



Type	for Angle Sections $H_w \times B_w \times S_w$ in mm	Price in €/Piece
JRH 20/11.5	for JVAeco+ N, NA, NU	Price on request
JRH 21/11.5	30–35 × 80–100 × 3–8	
JRH 22/11.5	40–45 × 80–100 × 3–8	
JRH 23/11.5	50–55 × 80–100 × 3–8	
JRH 24/11.5	60–65 × 80–100 × 3–8	
JRH 25/11.5	70–75 × 80–100 × 3–8	
JRH 26/11.5	80–85 × 80–100 × 3–8	
JRH 27/11.5	90–95 × 80–100 × 3–8	

Stainless Steel Wires ESD

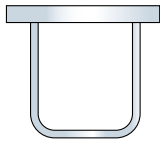
Type	Ø in mm	Length in mm	Price in €/m
ESD	4	3,000	Price on request

Other designs are available on request.

Material

- Stainless steel corrosion resistance class III

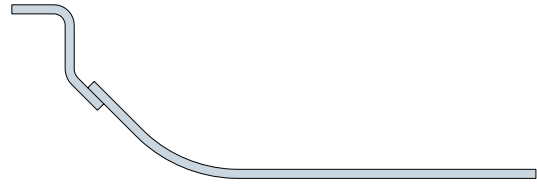
Precast Lintel Support JFT+



Type	Load Category in kN	Price € / Piece
JFT 1+ (K28/15)	3.5	Price on request
JFT 2+ (K38/17)	7.0	
JFT 3+ (K38/17) ¹⁾	10.5	

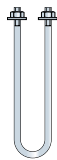
¹⁾ Additional reinforcement according to approval Z-21.4-2014
 Special sizes available on request.

Lintel Support Bracket (for Lintels)



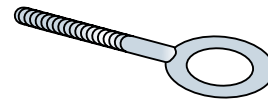
Load Category in kN	Type	Price in €/Piece
2.6	JAW-2.6	Price on request
3.5	JAW-3.5	
4.2	JAW-4.2	
5.5	JAW-5.5	
7.0	JAW-7.0	

Threaded Loops JGS



Type	Load Category in kN	Price in €/Piece
JGS M8	3.5 / 4.5	Price on request
JGS M8	7.0	
JGS M10	9.0 / 10.5	

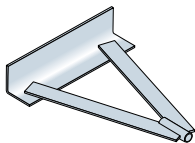
Ring Bolts FIG



Type	Price in €/Piece
FIG M12 x 40 zp	Price on request

Scaffold Anchors JGA +Q, +Z (with Inner Thread, incl. Plastic Cap)

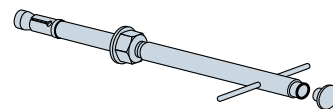
JGA +Q



Type	Length ¹⁾	Price in €/Piece
JGA + Q	150–410	Price on request

¹⁾ Lengths in steps of 20 mm.
 Intermediate and special sizes available on request.

JGA +Z



Type	Length ¹⁾	Price in €/Piece ²⁾
JGA + Z	110–390	Price on request

¹⁾ Lengths in steps of 20 mm.
²⁾ Incl. dowel and grey plastic cap.

Ordering Example Scaffold Anchors JGA + Q

Length 150

Type	Length
JGA + Q	150

Ordering Example Suspension Loops JFT+

Load Category 3.5

Type	Thickness
JFT 1+	/ K28/15

Material and Design

- stainless steel corrosion resistance class III

Installation Set (Brickwork Support Brackets to Anchor Channels)

Type ¹⁾	Suitable		Price in €/ 100 Pieces
	for Channel	Bracket Load Category in kN	
JH M12 × 70 T A4-Set	JTA K 38/17	3.5 / 4.5 / 7.0 / 9.0 / 10.5 / 13.5	Price on request
JB M12 × 80 T A4-70-Set	JTA K 50/30		
JB M16 × 85 T A4-Set	JTA K 53/34		

¹⁾Set consists of T-bolt, nut, wedge adjuster, U-plate

More hammer-head and hook-head T-bolts can be found on page 18 and following.

Installation Set (Drilled Bolts for Brickwork Support Brackets)

Type	Brickwork Support Bracket Load Category in kN	Price in €/Piece
Anchor bolt M10/10 A4	3.5 / 4.5 / 7.0 / 9.0 / 10.5 / 13.5	Price on request
Anchor bolt M12/10 A4		
Anchor bolt M12/50 A4-Set ²⁾		
Anchor bolt M12/60 A4-Set ²⁾		
Anchor bolt M16/100 A4-Set ²⁾		
Stud anchor M12 × 75/60 A4-Set ³⁾		
Stud anchor M12 × 120/60 A4-Set ³⁾		
Stud anchor M16 × 95/60 A4-Set ³⁾		
Stud anchor M16 × 160/60 A4-Set ³⁾		
Cleaning brush BS 12 ⁴⁾		
Cleaning brush BS 14 ⁵⁾		
Cleaning brush BS 16/18 ⁶⁾		
Relief valve		

²⁾ Set incl. wedge adjuster and clamping plate

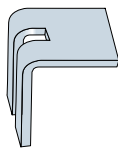
³⁾ Set incl. injection mortar cartridge, perforated plate and clamping plate; injection mortar cartridge and cartridge applicator gun available on request

⁴⁾ For stud anchors M 12

⁵⁾ For stud anchors M 12

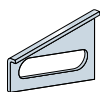
⁶⁾ For stud anchors M 16

Shim AGW



Type	Material Thickness in mm	Price in €/Piece
Shim AGW	2	Price on request
	3	
	4	
	5	
	6	

Wedge Adjuster, U-Plate



Type	Suitable for Load Category in kN	Price in €/Piece
Wedge Adjuster SLP	3.5 / 4.5 / 7.0 / 9.0 / 10.5 / 13.5	Price on request
U-Plate KS11	3.5 / 4.5	
U-Plate KS13	3.5 / 4.5 / 7.0 / 9.0	
U-Plate KS17	10.5 / 13.5	

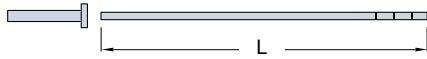


Cavity Wall Ties JLA

Cavity Wall Ties JLA W-L



Dowel Anchor JLA D-ZV



Type	Diameter in mm	Length L in mm	Price in € ⁷⁾
W-L	Ø 4	225 / 250 / 275 / 300 / 340 / 400	Price on request
D-ZV	Ø 4	180 / 210 / 250 / 275 / 300 / 320 / 350 / 375 / 400	

⁷⁾ Sold only in complete pack.-unit, 1 pack.-unit = 250 item, other types available on request.

Ordering Example Cavity Wall Ties L-Form

Type	Diameter/Length L
JLA W - L	4/250

Insulation Retainer, Water Barrier Discs, ISO-Clips

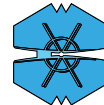
Insulation Retainer



Water Barrier Disc



ISO-Clip



Price in €/100 Pieces

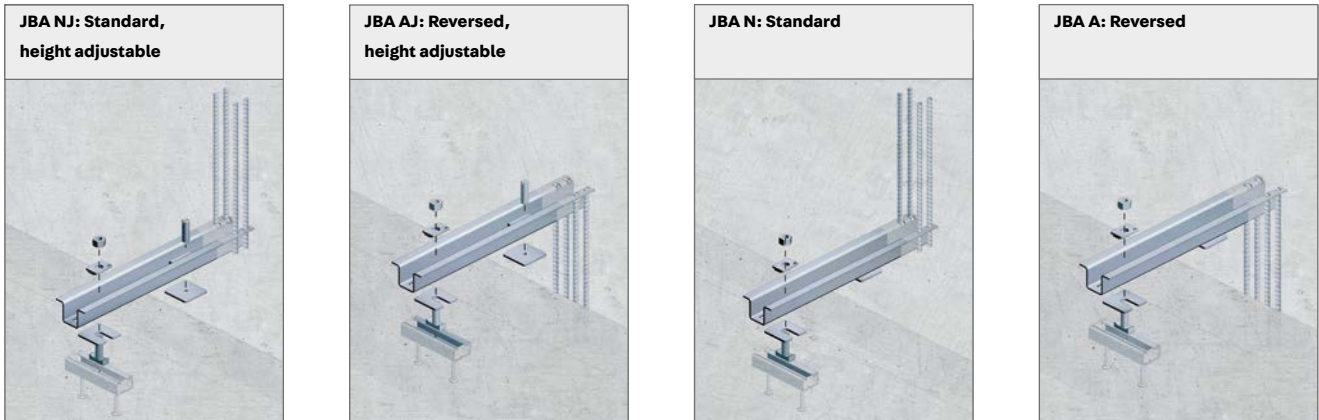
Price on request

JORDAHL® Support Corbels

Support Corbels JBA NJ, AJ, N, A

Type Approval (TP S-WUE/130261)

Variants



Type ¹⁾	JBA - 1	JBA - 2	JBA - 3	JBA - 4	JBA - 5	JBA - 6	JBA - 7	JBA - 8
Length in mm	400	450	500	550	550	600	650	700
	450	500	550	600	600	650	700	750
	500	550	600	650	650	700	750	800
Price in €	Price on request							

¹⁾ All types are available in the variants above. Other specifications are available on request.

Installation Set for JBA NJ and AJ (height adjustable)

Type	JBA-SetJ-1	JBA-SetJ-2	JBA-SetJ-3	JBA-SetJ-4	JBA-SetJ-5/6		JBA-SetJ-7/8	
	JBA - 1	JBA - 2	JBA - 3	JBA - 4	JBA - 5	JBA - 6	JBA - 7	JBA - 8
X-Plate	JXS-D13		JXS-D17				JXS-D21	
Horseshoe Shim	JVS-40/3-13		JVS-65/4-17				JVS-80/8-21	
Square Shim	JVL-40/3-8		JVL-65/4-8				JVL-80/8-8	
Levelling Pin	JGW M16x50	JGW M16x50	JGW M20x55	JGW M24x60	JGW M27x70		JGW M30x80	
Price in €	Price on request					Price on request		

Installation Set for JBA N and A (height not adjustable)

Type	JBA-Set-1	JBA-Set-2/3/4			JBA-Set-5/6/7/8			
	JBA - 1	JBA - 2	JBA - 3	JBA - 4	JBA - 5	JBA - 6	JBA - 7	JBA - 8
X-Plate	JXS-D13		JXS-D17				JXS-D21	
Horseshoe Shim	JVS-40/3-13		JVS-65/4-17				JVS-80/8-21	
Price in €	Price on request		Price on request		Price on request			

Ordering Example Support Corbels JBA

Type	Profile Size	Length L	Distance ²⁾ e in mm
JBA-NJ	- 5	- 600	- 100

²⁾ Distance between the front edge of the ceiling panel and the inside of the façade panel.

Material

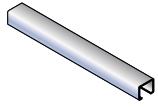
- stainless steel corrosion resistance class III
- reinforcement steel B500B

Mounting Technology

JORDAHL® Mounting Channels	
Mounting Channels JM W-CE	62
Toothed Mounting Channels JXM W	63
Mounting Channels JM K	64
Toothed Mounting Channels JZM K	65
Slotted Back Channels JML K	66
Toothed Slotted Back Channels JZML K	67
Curved Mounting Channels JM, JXM and JML	67

Suitable JORDAHL® T-Bolts for Channels	
Suitable JORDAHL® T-Bolts for Channels	18
Suitable JORDAHL® Accessories for Channels	
Suitable JORDAHL® Accessories for Channels	26

Mounting Channels JM W-CE ETA (European Technical Approval ETA-15/0386)



	Profile	Material	Price in €/Metre	Cutting Rate Price in €/Piece
	JM W 72/48-CE			
	T-bolt: JA M20-M30 Weight: 8.85 kg/m	black	60.45	13.85
		hdg	90.05	13.85
	A4	507.65	27.75	
	JM W 55/42-CE			
	T-bolt: JB M10-M24 Weight: 6.57 kg/m	black	54.35	13.85
		hdg	82.05	13.85
	A4	291.10	15.55	
	JM W 53/34-CE			
	T-bolt: JB M10-M20 Weight: 4.96 kg/m	black	34.15	13.85
		hdg	51.75	13.85
	A4	291.10	15.55	
	JM W 50/30-CE			
	T-bolt: JB M10-M20 Weight: 3.25 kg/m	black	22.95	8.75
		hdg	36.15	8.75
	A4	225.60	11.05	
	JM W 40/22-CE			
	T-bolt: JC M10-M16 Weight: 2.12 kg/m	black	15.45	5.50
		hdg	23.55	5.50
	A4	133.65	8.55	

Further Information:

- Stock length = 6,000 mm (- 0/+ 50 mm)
- Cut length: L < 6,000 mm
- Short Pieces < 1,000 mm on request
- Cut ends have burrs
- The stated weight per metre is for mill finish material (for galvanised profiles: weight per metre + 10 %; for stainless steel profiles: weight per metre + 2 %)
- See page 16 for information about prices and cut lengths

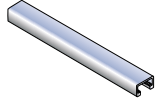
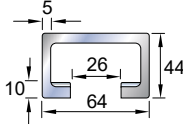
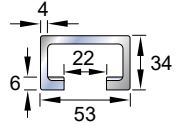
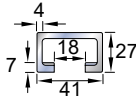
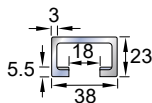
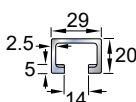
Ordering Example Mounting Channel JM

Type	Profile Size	Channel Length in mm	Material	ETA Compliant
JM	W 50/30	6,000	hdg	CE



See pages 18–36 for suitable T-bolts and accessories

Toothed Mounting Channels JXM W

	Profile	Material	Price in €/Metre	Cutting Rate Price in €/Piece
	JXM W 64/44			
	T-bolt: JXE M20-M24 Weight: 7.19 kg/m	black	88.80	19.95
	JXM W 53/34			
	T-bolt: JXB M16-M20 Weight: 4.65 kg/m	black	60.45	13.85
		hdg	90.25	13.85
A4	507.65	27.75		
	JXM W 41/27¹⁾			
	T-bolt: JXH M12-M16 JH M10-M16 Weight: 3.38 kg/m	black	41.35	-
	JXM W 38/23			
	T-bolt: JXH M12-M16 JH M10-M16 Weight: 2.42 kg/m	black	22.95	8.75
		hdg	36.15	8.75
A4	225.60	11.05		
	JXM W 29/20			
	T-bolt: JXD M12 JD M6-M12 Weight: 1.55 kg/m	black	15.45	5.50
		hdg	23.55	5.50

¹⁾ Available in 6,000 mm only

Material and Design

- black = mill finish 1.0038/1.0044
- hdg = hot-dip galvanised 1.0038 /1.0044
- A4 = stainless steel 1.4401/1.4404/1.4571
- W = hot-rolled
- K = cold-formed

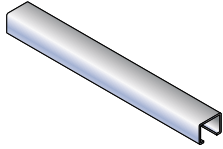
Further Information:

- See page 16 for information about prices and cut lengths

Ordering Example Mounting Channels JXM W

Type	Profile Size	Channel Length in mm	Material
JXM	W 53/34	6,000	hdg

Mounting Channels JM K



Profile	Material	Price in €/Metre	Cutting Rate Price in €/Piece
<p>JM K 72/48 T-bolt: JA M20–M30 Weight: 8.09 kg/m</p>	black	55.00	13.85
	hdg	79.80	13.85
	A4	364.35	15.75
<p>JM K 53/34 T-bolt: JB M10–M20 Weight: 4.47 kg/m</p>	black	20.55	8.75
	hdg	34.45	8.75
	A4	162.45	13.55
<p>JM K 50/40¹⁾ T-bolt: JB M10–M20 Weight: 3.41 kg/m</p>	black	19.05	–
	hdg	33.45	–
<p>JM K 50/30 T-bolt: JB M10–M20 Weight: 3.04 kg/m</p>	black	15.55	5.50
	hdg	27.25	5.50
	A4	129.45	8.55
<p>JM K 48/26¹⁾ T-bolt: JB M10–M16 Weight: 2.25 kg/m</p>	black	14.25	–
	hdg	23.45	–
<p>JM K 41/41¹⁾ Channel Nuts: JAM (F) 22 M6–M12 Weight: 2.61 kg/m</p>	black	14.25	–
	hdg	23.45	–
<p>JM K 40/25 T-bolt: JC M10–M16 Weight: 2.01 kg/m</p>	black	11.25	5.50
	hdg	19.15	5.50
	A2	69.15	8.55
	A4	89.95	8.55
<p>JM K 40/22 T-bolt: JC M10–M16 Weight: 1.53 kg/m</p>	black	7.80	5.50
	hdg	14.60	5.50
<p>JM K 38/17 T-bolt: JH M10–M16, Weight: 1.77 kg/m</p>	black	9.55	3.95
	hdg	15.85	3.95
	A2	56.80	6.00
	A4	73.70	6.00

¹⁾ Available in 6,000 mm only

Further Information:

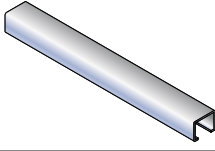
- Stock length = 6,000 mm (- 0/+ 50 mm)
- Cut length: L < 6,000 mm
- Short Pieces < 1,000 mm on request
- Cut ends have burrs

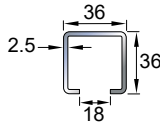
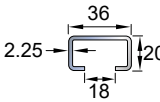
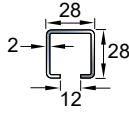
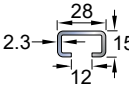
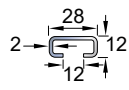
- The stated weight per metre is for mill finish material (for galvanised profiles: weight per metre + 10 %; for stainless steel profiles: weight per metre + 2 %)
- See page 16 for information about prices and cut lengths



See pages 18–36 for suitable T-bolts and accessories

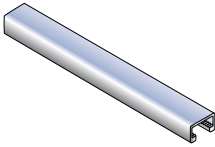
Mounting Channels JM K

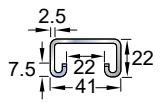


	Profile	Material	Price in €/ Metre	Cutting Rate Price in €/Piece	
	JM K 36/36¹⁾	black	11.45	–	
		T-bolt: JH M10–M16, Weight: 2.20 kg/m	hdg	19.90	–
			A4	86.85	–
	JM K 36/20¹⁾	black	7.80	–	
		T-bolt: JH M10–M16, Weight: 1.44 kg/m	hdg	13.10	–
	JM K 28/28¹⁾	black	7.30	–	
		T-bolt: JD M6–M12, Weight: 1.39 kg/m	hdg	11.45	–
			A4	58.20	–
	JM K 28/15	black	6.05	3.95	
		T-bolt: JD M6–M12, Weight: 1.08 kg/m	hdg	9.70	3.95
			A2	35.50	6.00
			A4	46.95	6.00
	JM K 28/12	black	5.15	3.95	
		T-bolt: JD M6–M10, Weight: 0.89 kg/m	hdg	8.15	3.95
			A2	29.60	6.00
			A4	46.80	6.00

¹⁾ Available in 6,000 mm only

Toothed Mounting Channels JZM K



	Profile	Material	Price in €/ Metre	Cutting Rate Price in €/Piece	
	JZM K 41/22	black	17.75	5.50	
		T-bolt: JZS M10–M16, Weight: 1.88 kg/m	hdg	26.95	5.50
			A4	105.90	8.55


Material and Design

- black = mill finish 1.0038/1.0044
- hdg = hot-dip galvanised 1.0038/1.0044
- A2 = stainless steel 1.4301/1.4541
- A4 = stainless steel 1.4401/1.4404/1.4571
- W = hot-rolled
- K = cold-formed

Ordering Example Mounting Channels JM

Type	Profile Size	Channel Length in mm	Material
JM	K 50/30	– 6,000	– hdg

Slotted Back Mounting Channels JML K



	Profile	Material	Price in € / Metre	Cutting Rate Price in € / Piece	
	JML K 50/40¹⁾	T-bolt: JB M10–M20	20.55	–	
		Weight: 3.25 kg/m LL 11 × 40 mm	hdg	34.90	–
	JML K 41/41¹⁾	Channel Nuts: JAM (F) 22 M6–M12	15.85	–	
		Weight: 2.47 kg/m LL 11 × 40 mm	hdg	25.30	–
	JML K 40/25	T-bolt: JC M10–M16	13.85	5.50	
		Weight: 1.86 kg/m LL 11 × 40 mm	hdg	21.80	5.50
			A4	93.70	8.55
	JML K 38/17	T-bolt: JH M10–M16	18.00	3.95	
		Weight: 1.55 kg/m LL 11 × 40 mm	A4	77.60	6.00
	JML K 36/36¹⁾	T-bolt: JH M10–M16	12.85	–	
		Weight: 2.09 kg/m LL 11 × 40 mm	hdg	23.70	–
			A4	90.40	–
	JML K 28/28¹⁾	T-bolt: JD M6–M12	8.45	–	
		Weight: 1.28 kg/m LL 11 × 40 mm	hdg	13.85	–
			A4	61.75	–
	JML K 28/15	T-bolt: JD M6–M12	7.30	3.95	
		Weight: 1.02 kg/m LL 9 × 25 mm	hdg	11.20	3.95
			A4	50.90	6.00

¹⁾ Available in 6,000 mm only
 LL = Slot Size

Material and Design

- black = mill finish 1.0038/1.0044
- hdg = hot-dip galvanised 1.0038 /1.0044
- A2 = stainless steel 1.4301/1.4541
- A4 = stainless steel 1.4401/1.4404/1.4571
- W = hot-rolled
- K = cold-formed

Further Information:

- See page 16 for information about prices and cut lengths
- Slotted holes are at 60 mm centres (other slot variations available on request)

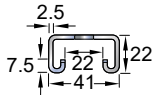

Ordering Example Slotted Back Mounting Channels JML

Type	Profile Size	Channel Length in mm	Material
JML	K 40/25	– 6,000	– hdg



See pages 18–36 for suitable T-bolts and accessories

Toothed Slotted Back Mounting Channels JZML K



Profile

Material

**Price in
€/ Metre**

**Cutting Rate
Price in €/Piece**

JZML K 41/22

T-bolt: JZS M12-M16
 Weight: 1.74 kg/m
 LL 11 x 40 mm

black	22.70	5.50
hdg	29.55	5.50
A4	109.75	8.55

LL = Slot Size

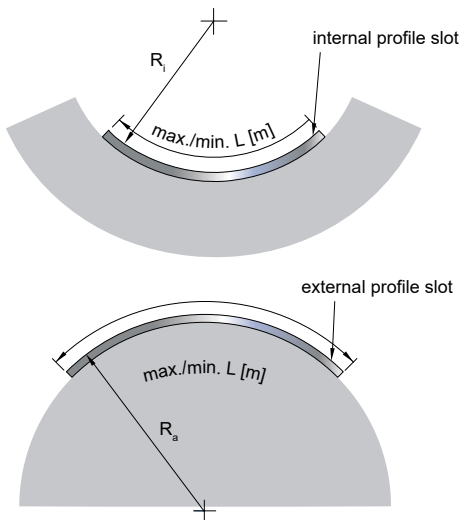
Further Information:

- See page 18 for suitable T-bolts and accessories
- See page 16 for information about prices and cut lengths
- Slotted holes are at 60 mm centres (other slot variations available on request)

Ordering Example Toothed Slotted Back Mounting Channels JZML

Type	Profile Size	Channel Length in mm	Material
JZML	K 41/22	- 6,000	- hdg

Curved Mounting Channels JM, JXM and Perforated Mounting Channels JML



Profile JM, JML

Material

Price in €

W 72/48	hdg, A4	Price on request
K 72/48	hdg, A4	
W 55/42	hdg	
W 53/34	hdg, A4	
K 53/34	hdg, A4	
W 50/30	hdg, A4	
K 50/30	hdg, A4	
W 40/22	hdg, A4	
K 40/25	hdg, A4	
K 38/17	hdg, A4, A2	
K 28/15	hdg, A4, A2	
Profile JXM		
W 38/23	hdg, A4	
W 29/20	hdg	

R_i = internal profile slot; R_a = external profile slot

Material and Design

- hdg = hot-dip galvanised 1.0038 /1.0044
- A2 = stainless steel 1.4301/1.4541
- A4 = stainless steel 1.4401/1.4404/1.4571

Ordering Example Curved Mounting Channels

Type	Profile	Channel Length in mm	Material	Bending Radius in mm
JM	K 38/17	- 1,050	- hdg	R _i = 1,000

Sound Insulation

JORDAHL® Sound Insulation

Elevator Insulation	70
JAI	

Elevator Insulation JAI

with voluntary Type Approval Test (TÜV)



Type	Variant	Set-Accessories incl.	Price in €/Piece
JAI-A1-JC16 GV	Elevator insulation A1 with round hole	JC M16x80 8.8 GV	245.60
JAI-A1-JB16 GV	Elevator insulation A1 with round hole	JB M16x80 8.8 GV	250.10
JAI-A1J-JC16 GV	Elevator insulation A1J adjustable with oblong hole	JC M16x80 8.8 GV	245.60
JAI-A1J-JB16 GV	Elevator insulation A1J adjustable with oblong hole	JB M16x80 8.8 GV	250.10

Material and Design

- gv = galvanized
- Insulating material: Mixed cell polyurethane

Ordering Example Elevator insulation JAI

Type	Screws incl.	Material
JAI-A1J	- JC16	- gv

Index

A		H	
Additional Components JVA+ZB	53	Hammer-Head T-Bolts JH, JD, JG	21-22
Anchor Channels JTA W, JTA K	6-9	Handrail Connection Channels JGB	14-15
Angled Brackets JW	55	Hexagonal Coupling Sleeves VMSK	27
Angled Support Brackets L-DF+, L-DN+, L-F+	52	Hexagon Nuts (DIN EN ISO 4032)	27
Assembly Aids JDA-Q	42	Hook-Head T-Bolts JA, JB, JC	18-20
B		Hooked-Head Sliding Nuts JGM (Forged)	26
Breaking Point T-Bolts JB-SB, JH-SB	23	Hammer-Head Sliding Nuts JGM (Flat Steel)	26
Brick Tie Anchors JMA, -D, -Q, -QE	32	Horseshoe Shims JVS	28
Brickwork Support Brackets JVAeco+ F, FAR	51	I	
Brickwork Support Brackets JVAeco+ N, NA, NU	50	Installation Cone JIC	28
Brickwork Support Brackets JVAeco+ NFT, NAFTA	52	Installation Set	57
Brickwork Support Brackets JVAeco+ P, PAR	50	(Brickwork Support Brackets to Anchor Channels)	57
C		(Drilled Bolts for Brickwork Support)	57
Cavity Wall Ties JLA	58	Installation Set JBA N, A	59
Channel Brackets JKO	29	Installation Set JBA NJ, AJ	59
Channel Nuts JAM	26	Insulation Retainers, Water Barrier Discs, ISO-Clips	58
Channels for Brick Ties	33	L	
Channels for Self-Drilling Screws JTB	17	Lintel Support Bracket JAW (for Lintels)	56
Clamping Claw SKU with Washer	29	Loop Channels JSA K	12
Clamping Plates KP, KPA	28-29	M	
Coupling Sleeves Round VM	28	Mounting Channels JM K	64-65
Curved Anchor Channels JTA, JXA	13	Mounting Channels JM W	62
Curved Mounting Channels JM, JXM, JML	67	N	
D		Nail Anchors JNA	33
Determining the Required T-Bolt Length	18	Notch Toothed Shims JKZS	27
Double-Notch Toothed T-Bolts JKB, JKC	25	P	
Double Shear Connectors JDSD, JDSDQ	46	Parapet Brick Anchors JAV	54
E		Precast Lintel Support JFT+	56
Edge Protection Angles JKW	30	Pressure Bolts JDS	31
End Anchors JE for Anchor Channels	28	Punching Shear Reinforcement JDA	40-41
Eyelet Sockets ÖM	31	Punching Shear Reinforcement JDA-FT-KL	41
F		R	
Facade Connection Channels JTA-RT, JTA-RF	15	Ring Bolts FIG	56
Pricing Standard and Special Cut Channel Lengths	16	Ring Nuts RM (DIN 582)	31
Fire-Protection Collars JBRM, JBRMQ	47		
Flange Nuts SKF	28		
G			
Grout-in Brackets JMK+	53		

S

Scaffold Anchors JGA +Q, +Z	56
Scaffold Shoes JG	36
Shear Reinforcement JDA-S	40-41
Shim AGW	57
Slotted Back Mounting Channels JML K	66
Spacers AH-FBA, AH-FT, AH-DA	42
Spring Washers (DIN 127)	27
Square Shims JVL	28
Stainless Steel Wires ESD	55
Standard Configurations JDA, JDA-S	40-41
Support Corbels JBA NJ, AJ, N, A	59
Suspension Loops JRH, JRH (for Stretcher Lintel)	55

T

Threaded Loops JGS	56
Threaded Rods GS	31
Tilt Restraint Straps JVB-KRL, -KLL	35
Toothed Anchor Channels JXA - PC W	11
Toothed Anchor Channels JXA W	10
Toothed Anchor Channels JZA K	12
Toothed Mounting Channels JXM W	63
Toothed Mounting Channels JZM K	65
Toothed Slotted Back Mounting Channels JZML K	67
Toothed Straps JVB-N, -V, -Z, -ZS	34-35
Toothed T-Bolts JXE, JXB, JXH, JXD, JZS	23-25
Turnbuckle Connections JSV	30
Turnbuckles SP	31

W

Washers (DIN EN ISO 7089, 7093-1)	27
Wedge Adjuster, U-Plate	57
Windposts JWP	54

Service

You can rely on our comprehensive service: we aim to assist you at every stage of your project - whether this is by telephone, email or personal meetings at your office. As your partner, we attach great importance to sharing your challenges and working with you to find the best solutions.



Technical Advice

In addition to the technical information in our brochures and on our website, our engineers will make static calculations and provide technical advice on request at: www.jordahl-group.com → **Contact**



Tender Texts

For all JORDAHL® product ranges complete tender texts are available at www.ausschreiben.de/katalog/jordahl. These contain all of the relevant technical information with regard to material, bearing capacity and sizes together with notes on installation. The data can be exported, e. g. in GAEB-format, and sent as an e-mail attachment or stored as a data file.



Installation Instructions / Videos

In order to achieve optimum results from the use of JORDAHL® products, various installation instructions and videos are available at: www.jordahl-group.com → **Download**



Software

Easy-to-use design software is available to help identify the best products for individual installation situations. This software is available free-of-charge at: www.jordahl-group.com → **Download** → **Software**



BIM Objects

The BIM (Building Information Modelling) method allows all parties involved in a design to work on the same 3D model. Making project management simpler, more economical and more reliable. Products must first be available as smart BIM Objects, containing product information and relations. The first JORDAHL products are now available as BIM Objects and can be downloaded for free at: www.jordahl-group.com → **Download** → **CAD & BIM**



General Terms and Conditions

Our General Terms and Conditions are available on our website at: gtc.jordahl-group.com

The digital Price list as well as the current valid surcharges are available on our website at: www.jordahl-group.com → **Downloads** → **Price list**



All rights reserved. Reproduction as well as any electronic duplication only with our written permission.
Errors and technical changes excepted. A liability of the publisher, no matter for what legal reason, is excluded.
With publication of this document all previous copies lose their validity.

JORDAHL GmbH

Nobelstr. 51
12057 Berlin
Germany

T +49 30 68283 - 02
F +49 30 68283 - 497

info@jordahl.de
www.jordahl.de