



Advantages

Advantages for planners

- No consideration of existing reinforcement necessary
- Easy to position in all standard installation situations
- For filigree components from 150 mm height
- Optimum flexibility with screw-in fastening

Advantages for fabricators

- JTB-LA can be inserted before and during the concreting process
- Individually divisible without the need for end anchors
- Can be set in concrete flush with the surface in reinforced concrete components
- Particularly easy to install for precast plants
- Quick assembly in one work step



PohlCon GmbH

Nobelstr. 51
12057 Berlin
Germany

T +49 (0) 30 68283-04
F +49 (0) 30 68283-383
contact@pohlcon.com



Get in touch with us!

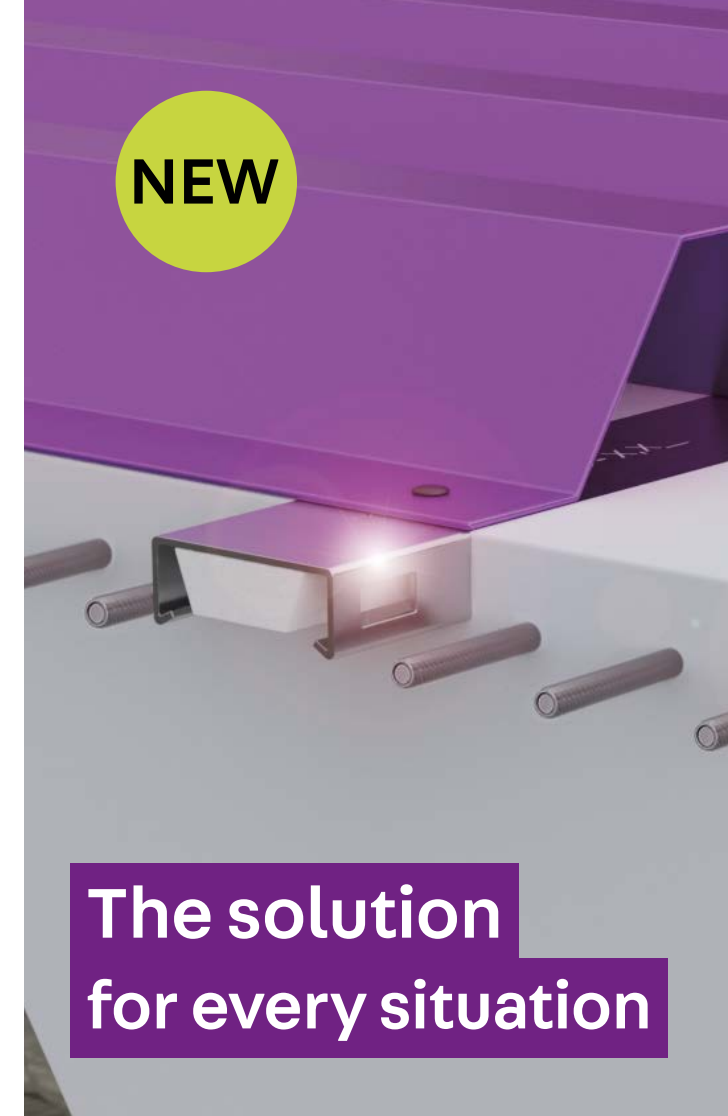
You can reach our technical experts at:
tb.jta@pohlcon.com
+49 (0) 30 68283-314

Our sales professionals will also be happy to help you.
sales-jordahl@pohlcon.com
+49 (0) 30 68283-805



Further information on our profiled metal sheet channels can be found online at:

www.pohlcon.com




**Our new profiled metal sheet channel
JTB-LA**



Strongly anchored, without anchors!

Profiled metal sheet channel JTB-LA



AbZ

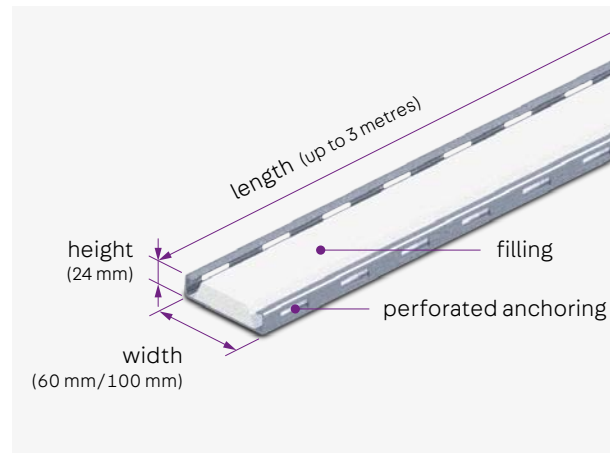
The profiled metal sheet channels JTB-LA are anchored in the side walls of the channel using a new type of perforated anchoring – light anchoring (LA) without any additional anchors.

The perforation on the sides of the channel makes it possible to insert and compress the channel into the formwork together with the reinforcement. This means that the JTB-LA can also be installed before concreting for the first time. This saves a complex work step and therefore also time and money.

The profiled metal sheet channels consist of an inwardly bent U-profile and an inserted foam filling. They are set in concrete flush with the surface of the component. This applies to all standard installation situations.

After concreting, the trapezoidal sheets can be attached to the channel using approved fasteners, self-tapping screws or setting bolts.

For every installation situation and every degree of reinforcement, you will find the right profiled metal sheet channel from PohlCon.



Portfolio

Our proven range of JTB types – JTB-AR with cost-effective U-anchors and JTB-uni with its easy stackability – is complemented by our latest innovation, the JTB-LA.

Like their previous models, the four new variants of the JTB-LA fulfil the technical requirements of the National technical approval (abZ) no. Z-21.4-2148.

Type	Profile width [mm]	Profile height [mm]	Material thickness [mm]	Material
JTB-AR	60	22	3,0	hdg, A4
			6,0	hdg
JTB-uni	60	22	3,0	hdg, A4
			6,0	hdg
JTB-LA	60	24	2,0	hdg
			2,0	hdg
	100	24	2,5	hdg
			3,0	hdg

Areas of application

Installation on non-cracked or cracked concrete.



Ceilings



Walls



Pillars