

To be completed by  
H-BAU Technik (S.-no.)

# ORDER FORM

## KUNEX<sup>®</sup> welded construction

BK04

Rev.5 dated 2023-03-13

Customer:	Project:
Com.:	Element:

### Joint tape requirements

- DIN 18541 BV (bitumen-compatible)
- DIN 18541 NB (non bitumen compatible)
- factory standard NB (according to abP, non bitumen-compatible)

### Dimensions

 L1 = \_\_\_\_\_ mm

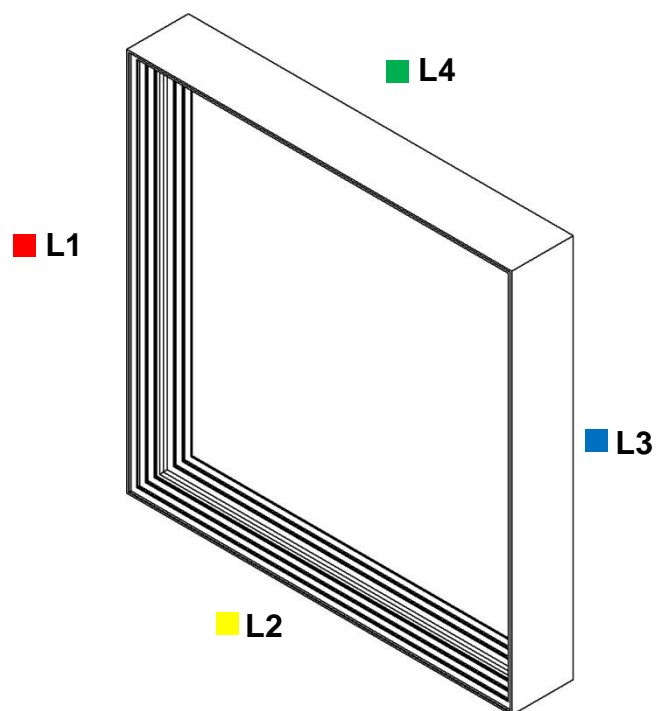
 L2 = \_\_\_\_\_ mm

 L3 = \_\_\_\_\_ mm

 L4 = \_\_\_\_\_ mm

### Number

\_\_\_\_\_ pieces



Manufacturing tolerances according to  
DIN 16941 and DIN 18020 table 1:

Length ≤ 3000mm = ± 15mm  
Length 3000mm – 6000mm = ± 20mm  
Length > 6000mm = ± 30mm

#### Note:

Dimensional deviations of up to 3% are possible due to  
external influences such as temperature and storage  
conditions.





**Please select joint tape profile on page 2**

To be completed by  
H-BAU Technik (S.-no.)

# ORDER FORM

**KUNEX®** welded construction

**BK04**

Construction joint tape		Expansion joint tape	
 internal	 external*	 internal	 external
<b>Joint tape section</b> A240 A320 A500**	<b>L1</b> AA240/20 AA240/25 AA240/35 AA320/20*** AA320/25 AA320/35 AA500/35	D240 D320 D500	DA240/20 DA240/35 DA320/20*** DA320/25 DA320/35 DA500/35
<b>Joint tape section</b> A240 A320 A500**	<b>L2</b> AA240/20 AA240/25 AA240/35 AA320/20*** AA320/25 AA320/35 AA500/35	D240 D320 D500	DA240/20 DA240/35 DA320/20*** DA320/25 DA320/35 DA500/35
<b>Joint tape section</b> A240 A320 A500**	<b>L3</b> AA240/20 AA240/25 AA240/35 AA320/20*** AA320/25 AA320/35 AA500/35	D240 D320 D500	DA240/20 DA240/35 DA320/20*** DA320/25 DA320/35 DA500/35
<b>Joint tape section</b> A240 A320 A500**	<b>L4</b> AA240/20 AA240/25 AA240/35 AA320/20*** AA320/25 AA320/35 AA500/35	D240 D320 D500	DA240/20 DA240/35 DA320/20*** DA320/25 DA320/35 DA500/35

\* as DIN BV only

\*\* only available upon request as A500 DIN BV

\*\*\* only as factory norm-joint tape (NB), not DIN BV

Released by \_\_\_\_\_

date: \_\_\_\_\_