



KHU 60

bracket support, heavy, 60x40 mm

Bracket support, U-profile 60x40x4 mm, continuously three-way perforated.

This article is available made in material No. 1.4571/1.4404 (V4A) stainless steel finish. Higher loads can be achieved by using the support piece.

galvanized, according to DIN EN ISO 19598 / DIN EN ISO 2081

Product	H	B	L	G
KHU 60-06GV	40 mm	60 mm	600 mm	2,03 kg
KHU 60-07GV	40 mm	60 mm	700 mm	2,30 kg
KHU 60-08GV	40 mm	60 mm	800 mm	2,63 kg
KHU 60-15GV	40 mm	60 mm	1500 mm	4,92 kg
KHU 60-20GV	40 mm	60 mm	2000 mm	6,56 kg
KHU 60-30GV	40 mm	60 mm	3000 mm	9,84 kg

Hot-dip galvanized, according to BS 729 (DIN EN ISO 1461)

Product	H	B	L	G
KHU 60-02F	40 mm	60 mm	200 mm	0,7 kg
KHU 60-03F	40 mm	60 mm	300 mm	1,1 kg
KHU 60-04F	40 mm	60 mm	400 mm	1,4 kg
KHU 60-05F	40 mm	60 mm	500 mm	1,8 kg
KHU 60-06F	40 mm	60 mm	600 mm	2,1 kg
KHU 60-07F	40 mm	60 mm	700 mm	2,5 kg
KHU 60-08F	40 mm	60 mm	800 mm	2,8 kg
KHU 60-09F	40 mm	60 mm	900 mm	3,2 kg
KHU 60-10F	40 mm	60 mm	1000 mm	3,5 kg
KHU 60-11F	40 mm	60 mm	1100 mm	3,9 kg



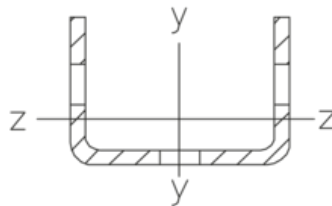
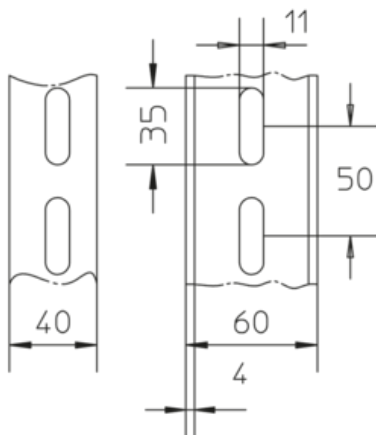
Product	H	B	L	G
KHU 60-12F	40 mm	60 mm	1200 mm	4,2 kg
KHU 60-13F	40 mm	60 mm	1300 mm	4,6 kg
KHU 60-14F	40 mm	60 mm	1400 mm	4,9 kg
KHU 60-15F	40 mm	60 mm	1500 mm	5,3 kg
KHU 60-20F	40 mm	60 mm	2000 mm	7 kg
KHU 60-30F	40 mm	60 mm	3000 mm	10,5 kg
KHU 60-60F	40 mm	60 mm	6000 mm	21,1 kg

Stainless steel, according to ASTM 304 / BS 304 S 3

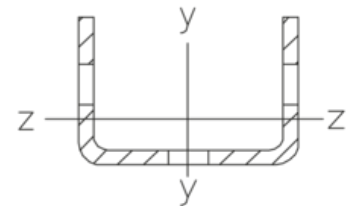
Product	H	B	L	G
KHU 60-30E	40 mm	60 mm	3000 mm	10,5 kg
KHU 60-60E	40 mm	60 mm	6000 mm	19,93 kg

H: height
B: width
L: length
G: weight

DETAILS / APPLICATIONS



$$\begin{aligned}
 A_q &= 3.75 \text{ cm}^2 \\
 W_y &= 7.03 \text{ cm}^3 \\
 W_z &= 2.47 \text{ cm}^3 \\
 I_y &= 21.10 \text{ cm}^4 \\
 I_z &= 6.73 \text{ cm}^4
 \end{aligned}$$



$$\begin{aligned}
 A_q &= 3.75 \text{ cm}^2 \\
 W_y &= 7.03 \text{ cm}^3 \\
 W_z &= 2.47 \text{ cm}^3 \\
 I_y &= 21.10 \text{ cm}^4 \\
 I_z &= 6.73 \text{ cm}^4
 \end{aligned}$$



OPTIONAL ACCESSORIES

BGU 60, KHUV 60, KHUSS 60, SU 60, KW, WPHS-K, KLS, BL 4

