

KDU 60

bracket support, heavy, 60x40 mm

ceiling bracket support heavy building class, U-profile 60x40x4 mm, continuously three-way perforated, with welded head plate (material thickness t), certified according to DIN EN 61537

This article is available made in material No. 1.4571/1.4404 (V4A) stainless steel finish. F_D/P : coefficient for calculation of the dowel load F_D with effective bracket load P. A support piece must be used from a console length of 500 mm.

galvanized, according to DIN EN ISO 19598 / DIN EN ISO 2081

Product	L	t	G
KDU 60-02GV	200 mm	6,00 mm	1,34 kg
KDU 60-03GV	300 mm	6,00 mm	1,67 kg
KDU 60-04GV	400 mm	6,00 mm	2,0 kg
KDU 60-05GV	500 mm	6,00 mm	2,33 kg
KDU 60-06GV	600 mm	6,00 mm	2,54 kg
KDU 60-07GV	700 mm	6,00 mm	2,88 kg
KDU 60-08GV	800 mm	6,00 mm	3,31 kg
KDU 60-09GV	900 mm	6,00 mm	3,64 kg
KDU 60-10GV	1000 mm	6,00 mm	3,97 kg
KDU 60-11GV	1100 mm	8,00 mm	4,52 kg
KDU 60-12GV	1200 mm	8,00 mm	4,85 kg
KDU 60-13GV	1300 mm	8,00 mm	5,18 kg
KDU 60-14GV	1400 mm	8,00 mm	5,51 kg
KDU 60-15GV	1500 mm	8,00 mm	5,84 kg
KDU 60-16GV	1600 mm	8,00 mm	6,19 kg
KDU 60-17GV	1700 mm	8,00 mm	6,53 kg
KDU 60-18GV	1800 mm	8,00 mm	6,86 kg
KDU 60-19GV	1900 mm	8,00 mm	7,1 kg
KDU 60-20GV	2000 mm	8,00 mm	7,48 kg



Hot-dip galvanized, according to BS 729 (DIN EN ISO 1461)

Product	L	t	G
KDU 60-02F	200 mm	6,00 mm	1,4 kg
KDU 60-03F	300 mm	6,00 mm	1,8 kg
KDU 60-04F	400 mm	6,00 mm	2,1 kg
KDU 60-05F	500 mm	6,00 mm	2,5 kg
KDU 60-06F	600 mm	6,00 mm	2,8 kg
KDU 60-07F	700 mm	6,00 mm	3,2 kg
KDU 60-08F	800 mm	6,00 mm	3,5 kg
KDU 60-09F	900 mm	6,00 mm	3,9 kg
KDU 60-10F	1000 mm	6,00 mm	4,2 kg
KDU 60-11F	1100 mm	8,00 mm	4,8 kg
KDU 60-12F	1200 mm	8,00 mm	5,2 kg
KDU 60-13F	1300 mm	8,00 mm	5,5 kg
KDU 60-14F	1400 mm	8,00 mm	5,9 kg
KDU 60-15F	1500 mm	8,00 mm	6,3 kg
KDU 60-16F	1600 mm	8,00 mm	6,6 kg
KDU 60-17F	1700 mm	8,00 mm	7 kg
KDU 60-18F	1800 mm	8,00 mm	7,3 kg
KDU 60-19F	1900 mm	8,00 mm	7,7 kg
KDU 60-20F	2000 mm	8,00 mm	8,0 kg

Stainless steel, according to ASTM 304 / BS 304 S 3

Product	L	t	G
KDU 60-02E	200 mm	6,00 mm	1,4 kg
KDU 60-03E	300 mm	6,00 mm	1,8 kg
KDU 60-04E	400 mm	6,00 mm	2,1 kg
KDU 60-05E	500 mm	6,00 mm	2,5 kg
KDU 60-06E	600 mm	6,00 mm	2,8 kg
KDU 60-07E	700 mm	6,00 mm	3,2 kg
KDU 60-08E	800 mm	6,00 mm	3,5 kg
KDU 60-09E	900 mm	6,00 mm	3,9 kg

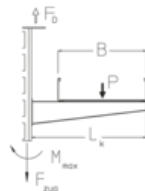
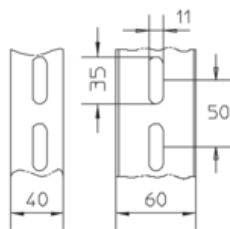
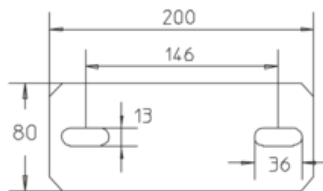
Page 2



Product	L	t	G
KDU 60-10E	1000 mm	6,00 mm	4,2 kg
KDU 60-11E	1100 mm	8,00 mm	4,8 kg
KDU 60-12E	1200 mm	8,00 mm	5,2 kg
KDU 60-13E	1300 mm	8,00 mm	5,5 kg
KDU 60-14E	1400 mm	8,00 mm	5,9 kg
KDU 60-15E	1500 mm	8,00 mm	6,3 kg
KDU 60-16E	1600 mm	8,00 mm	6,6 kg
KDU 60-17E	1700 mm	8,00 mm	7 kg
KDU 60-18E	1800 mm	8,00 mm	7,3 kg
KDU 60-19E	1900 mm	8,00 mm	7,7 kg
KDU 60-20E	2000 mm	8,00 mm	8 kg

L: length
t: material thickness
G: weight

DETAILS / APPLICATIONS



$L \leq 1000$: $M_{max} = 1000$ Nm
 $L > 1000$: $M_{max} = 1250$ Nm
 $F_{HD} = 16$ kN

B	L_K	P_{max} $L > 1000$	P_{max} $L < 1000$	F_D/P
mm	mm	kN	kN	
100	120	19,3	12,5	1,2
200	220	12,9	8,3	1,5
300	320	9,7	6,2	1,9
400	420	7,7	5,0	2,2
500	520	6,4	4,2	2,6
600	620	5,5	3,6	2,9

OPTIONAL ACCESSORIES

KHUV 60, KHUSS 60, KW, KWMS, KWS, SD, SU 60

