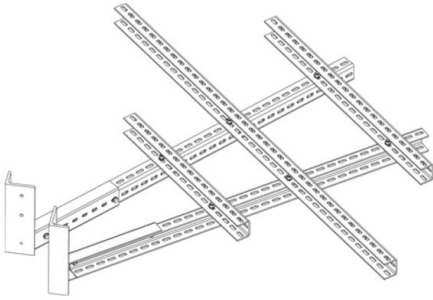


EBW

corner fixing



Hot-dip galvanized, according to BS 729 (DIN EN ISO 1461)

Product	P_{max}	G
EBW 020F	6,5 kN	52,64 kg
incl.:		
10x SEM 12F	hexagon-nut, DIN 934	
10x SES 12X30F	hexagon head bolt, DIN 933	
1x KHU 80-08F	bracket support, heavy, 80x60 mm	
3x KHU 80-10F	bracket support, heavy, 80x60 mm	
1x KHU 80-14F	bracket support, heavy, 80x60 mm	
EBW 030F	6,5 kN	55,31 kg
incl.:		
10x SEM 12F	hexagon-nut, DIN 934	
10x SES 12X30F	hexagon head bolt, DIN 933	
1x KHU 80-08F	bracket support, heavy, 80x60 mm	
3x KHU 80-11F	bracket support, heavy, 80x60 mm	
1x KHU 80-15F	bracket support, heavy, 80x60 mm	
EBW 040F	6,5 kN	60,63 kg
incl.:		
10x SEM 12F	hexagon-nut, DIN 934	
10x SES 12X30F	hexagon head bolt, DIN 933	
1x KHU 80-08F	bracket support, heavy, 80x60 mm	
2x KHU 80-13F	bracket support, heavy, 80x60 mm	
1x KHU 80-12F	bracket support, heavy, 80x60 mm	
1x KHU 80-18F	bracket support, heavy, 80x60 mm	
EBW 050F	6,5 kN	60,64 kg



Product

P_{max}

G

incl.: 10x SEM 12F 10x SES 12X30F 1x KHU 80-08F 1x KHU 80-10F 2x KHU 80-14F 1x KHU 80-18F	hexagon-nut, DIN 934 hexagon head bolt, DIN 933 bracket support, heavy, 80x60 mm bracket support, heavy, 80x60 mm bracket support, heavy, 80x60 mm bracket support, heavy, 80x60 mm
---	--

EBW 060F

6,5 kN

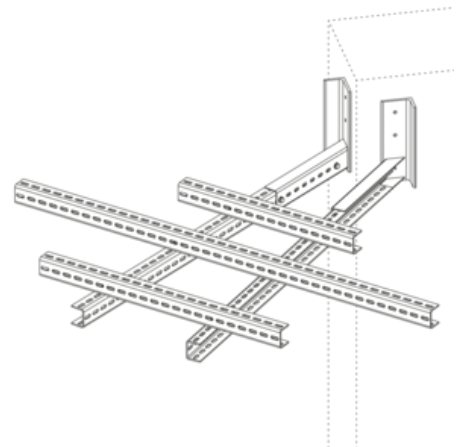
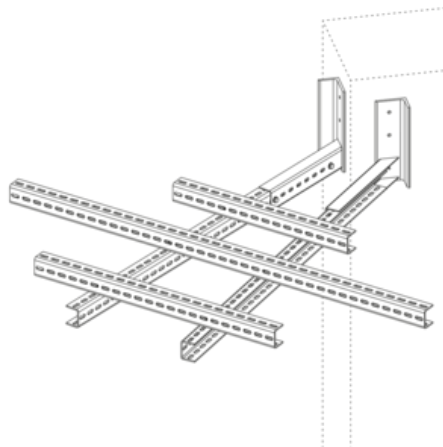
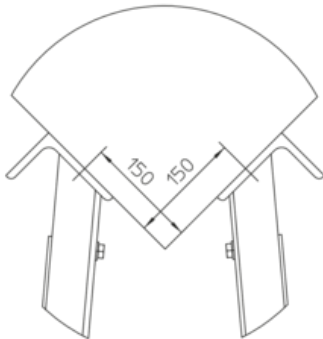
64,63 kg

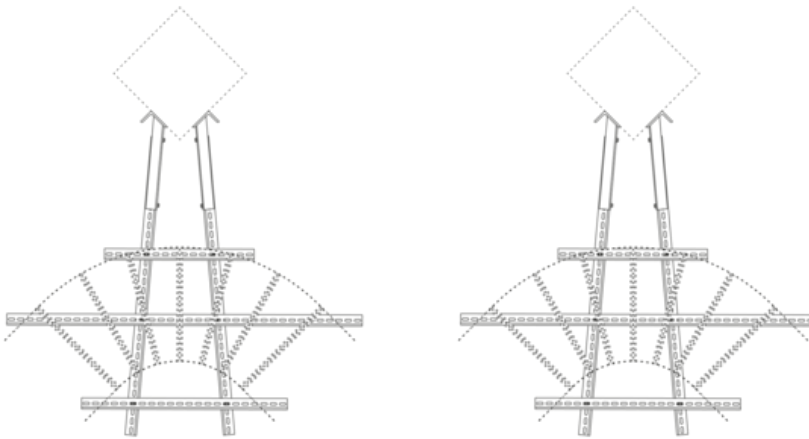
incl.: 10x SEM 12F 10x SES 12X30F 1x KHU 80-08F 1x KHU 80-11F 2x KHU 80-16F 1x KHU 80-19F	hexagon-nut, DIN 934 hexagon head bolt, DIN 933 bracket support, heavy, 80x60 mm bracket support, heavy, 80x60 mm bracket support, heavy, 80x60 mm bracket support, heavy, 80x60 mm
---	--

P_{max} : Maximum load

G: weight

DETAILS / APPLICATIONS





OPTIONAL ACCESSORIES

WPEA 100, WPEA 120, WPEA 150, WPLEAB 100, WPLEAB 120, WPLEAB 150, WPLB 100, WPLB 120, WPLB 150, WPRB 120, WPRB 150, SD

