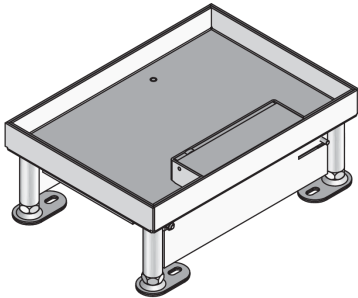


UEKD2 V E

Stainless steel hinged cover unit, 2x, angular



UEKD2 V E components are square hinged cover units with abutting edges. The levelling units consist of a cable outlet cartridge with an opening lever, floor-level cable outlet and a rubber seal. They are installed in floor sockets and raised or false floor openings and can be equipped with max. 2 mounting boxes. They are suitable for dry-cleaned and damp-cleaned rooms with office traffic loads. The cover with cable outlet and the frame are made of stainless steel V2A. The UEKD2 V E have an IP protection rating of IP 30 in an unused condition, a max. load capacity of 1.5 kN and have installation dimensions of 261 x 186 mm.



Stainless steel, according to ASTM 304 / BS 304 S 3

| Products | H | H _{min} | N | B | L | P _{max} | mounting box | E | IP _g | IP _n | T | W |
|--------------|-------|------------------|-------|--------|--------|------------------|--------------|--------------|-----------------|-----------------|---------|----------|
| UEKD2 15-V E | 19 mm | 90 mm | 45 mm | 185 mm | 258 mm | 1,50 kN | 2 | 261 x 186 mm | IP 20 | IP 30 | 12,5 mm | 2,352 kg |
| UEKD2 25-V E | 29 mm | 100 mm | 45 mm | 185 mm | 258 mm | 1,50 kN | 2 | 261 x 186 mm | IP 20 | IP 30 | 22,5 mm | 2,700 kg |

H: height

H_{min}: minimum installation height

N: levelling range

B: width

L: length

P_{max}: maximum load

mounting box: maximum number of installable device casings

E: fitting dimension

IP_g: IP protection level in used condition

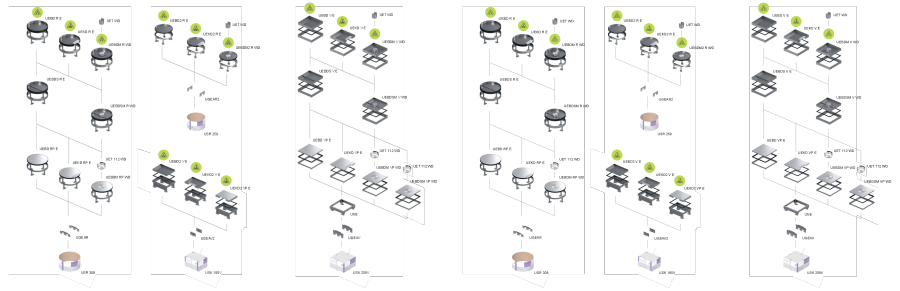
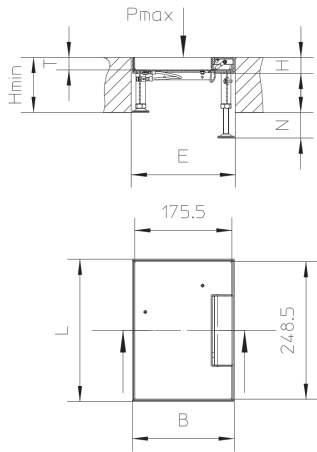
IP_n: IP protection level in unused condition

T: Depth of flooring recess

W: Weight per storage unit



DETAIL AND APPLICATION IMAGES



OPTIONAL ACCESSORIES

UGEAV2, UBDSL2, UGMSL2



Floor maintenance, Moist

DIN

Load requirements according to, DIN EN 50085

