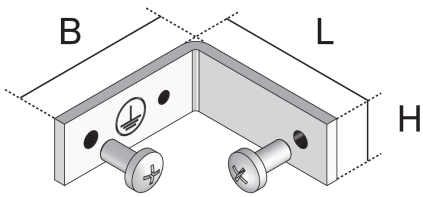


UEBSVE S

Corner connector



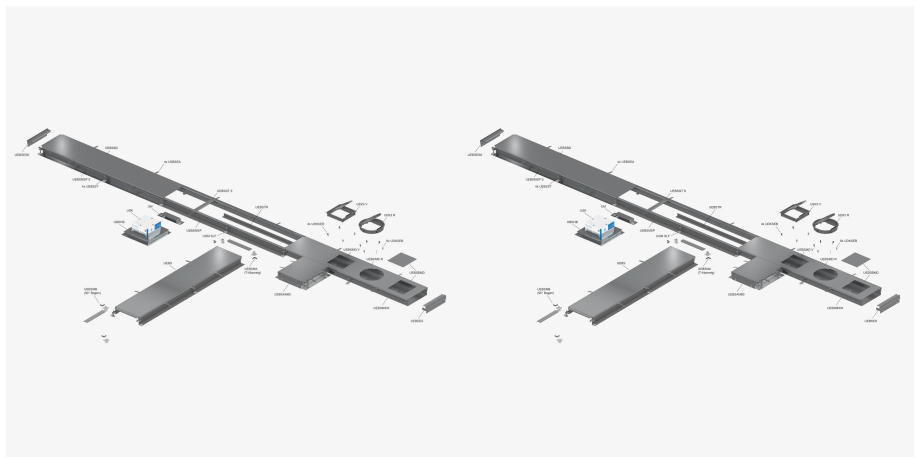
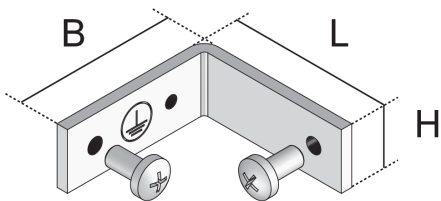
UEBSVE S products are rotatable corner connectors for screed-flush ducts. The connectors are used in the assembly process to create a formed part. They can be used as internal or external corners depending on how they are positioned. The components are made of sendzimir hot-dip galvanised sheet steel in accordance with DIN EN 10346. They are 16 mm high, 43 mm across and come with two LKS M5X10 button head screws.



Products	W
UEBSVE S	0,047 kg
incl.:	
2 x LKS M5X10	

W: Weight per storage unit

DETAIL AND APPLICATION IMAGES



Load requirements according to, DIN EN 50085

