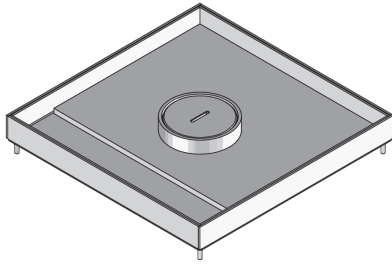


UEBDSM V WD

Stainless steel heavy-duty tube cover unit, 3x, angular



UEBDSM V WD components are square heavy-duty tube cover units. They consist of a heavy-duty tube outlet cartridge with bolted tube mounting kit and a rubber seal. The units are suitable for mounting on levelling units in floor sockets, assembly covers and raised or false floor openings in wet-cleaned rooms with high traffic loads. They can accommodate max. 3 mounting boxes with installation devices. They are made of stainless steel V2A with an IP protection rating of IP 54 in an unused condition and an IP protection rating of IP 22 when used. They are available with installation dimensions of 261 x 261 mm.



Products	H	H _{min}	B	E	P _{max}	IP _g	IP _n	T	mounting box	W
UEBDSM 25-V6-WD	29 mm	95 mm	258 mm	261 x 261 mm	10,00 kN	IP-22	IP-54	16,5 mm	3	4,686 kg
incl.: 1 x UGD3-V 2, 4 x UKS M4X16E, 1 x UETD-R-WD										
UEBDSM 35-V6-WD	39 mm	105 mm	258 mm	261 x 261 mm	10,00 kN	IP-22	IP-54	26,5 mm	3	5,056 kg
incl.: 1 x UGD3-V 2, 4 x UKS M4X16E, 1 x UETD-R-WD										
UEBDSM 35-V8-WD	39 mm	105 mm	258 mm	261 x 261 mm	20,00 kN	IP-22	IP-54	24,5 mm	3	5,968 kg
incl.: 1 x UGD3-V 2, 4 x UKS M4X16E, 1 x UETD-R-WD										
UEBDSM 45-V6-WD	49 mm	115 mm	258 mm	261 x 261 mm	10,00 kN	IP-22	IP-54	36,5 mm	3	6,424 kg
incl.: 4 x UKS M4X16E, 1 x UETD-R-WD, 1 x UGD3-V 2										
UEBDSM 45-V8-WD	49 mm	115 mm	258 mm	261 x 261 mm	20,00 kN	IP-22	IP-54	34,5 mm	3	6,404 kg
incl.: 1 x UGD3-V 2, 4 x UKS M4X16E, 1 x UETD-R-WD										

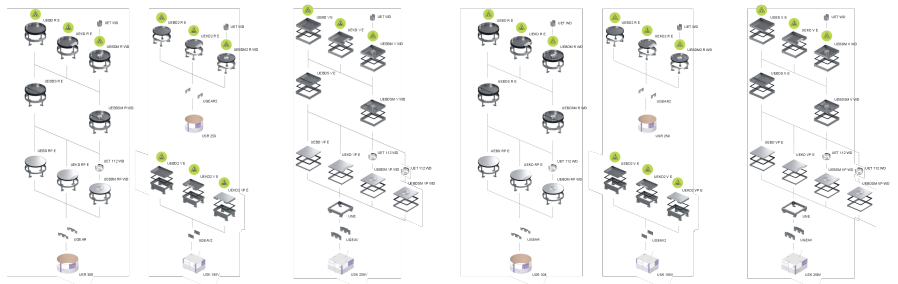
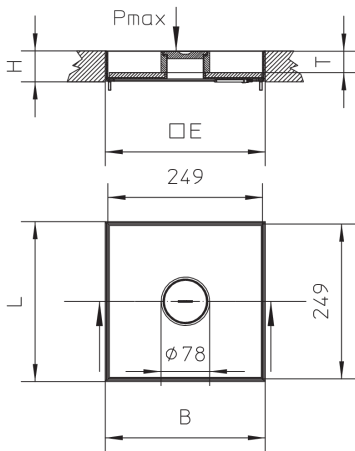
Page 1



PRODUCT INFORMATION

H: height
H_{min}: minimum installation height
B: width
E: fitting dimension
P_{max}: maximum load
IP_g: IP protection level in used condition
IP_n: IP protection level in unused condition
T: Depth of flooring recess
mounting box: maximum number of installable device casings
W: Weight per storage unit

DETAIL AND APPLICATION IMAGES



OPTIONAL ACCESSORIES

UET WD, UNE



wet maintained



Load requirements according to, DIN EN 50085

