

UEBD V E

Stainless steel dummy cover unit, 3x, angular

UEBD V E components are square dummy cover units with abutting edges. They consist of a cartridge mounting frame with a dummy insert cartridge and a UGD3-V 2 rubber seal. The units are mounted on UNE levelling units using UKS M4X16E Phillips screws and can be used with floor sockets, assembly covers and raised or false floor openings. They are made of stainless steel V2A or brass and are suitable for dry-cleaned and wet-cleaned rooms with office traffic loads. They have an IP protection rating of IP 54 in an unused condition and a max. load capacity of 2 kN. They are 258 mm wide, 19 mm high and have installation dimensions of 261 x 261 mm.



brass

Products	H	H _{min}	B	L	E	P _{max}	IP _n	T	mounting box	W
UEBD 25-V MS	29 mm	95 mm	258 mm	258 mm	261 x 261 mm	2,00 kN	IP-54	16,5 mm	3	4,971 kg
incl.: 1 x UGD3-V 2, 4 x UKS M4X16E										
UEBD 35-V MS	39 mm	105 mm	258 mm	258 mm	261 x 261 mm	2,00 kN	IP-54	26,5 mm	3	5,312 kg
incl.: 1 x UGD3-V 2, 4 x UKS M4X16E										

Stainless steel, according to ASTM 304 / BS 304 S 3

Products	H	H _{min}	B	L	E	P _{max}	IP _n	T	mounting box	W
UEBD 15-V E	19 mm	85 mm	258 mm	258 mm	261 x 261 mm	2,00 kN	IP-54	12,5 mm	3	1,644 kg
incl.: 1 x UGD3-V 2, 4 x UKS M4X16E										

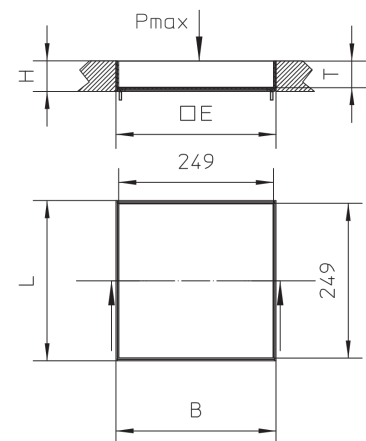
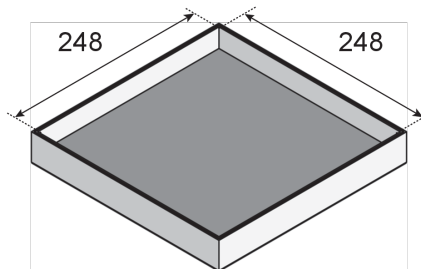
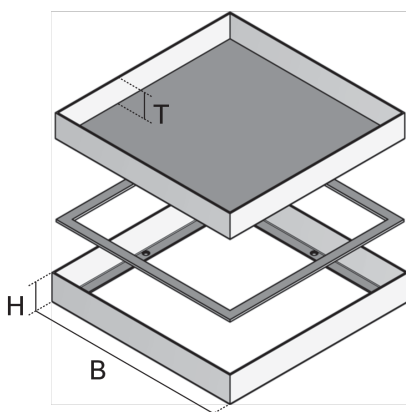


PRODUCT INFORMATION

Products	H	H _{min}	B	L	E	P _{max}	IP _n	T	mounting box	W
UEBD 25-V E	29 mm	95 mm	258 mm	258 mm	261 x 261 mm	2,00 kN	IP-54	22,5 mm	3	2,008 kg
incl.: 1 x UGD3-V 2, 4 x UKS M4X16E										
UEBD 35-V E	39 mm	105 mm	258 mm	258 mm	261 x 261 mm	2,00 kN	IP-54	32,5 mm	3	2,328 kg
incl.: 1 x UGD3-V 2, 4 x UKS M4X16E										
UEBD 45-V E	49 mm	115 mm	258 mm	258 mm	261 x 261 mm	2,00 kN	IP-54	42,5 mm	3	2,642 kg
incl.: 1 x UGD3-V 2, 4 x UKS M4X16E										

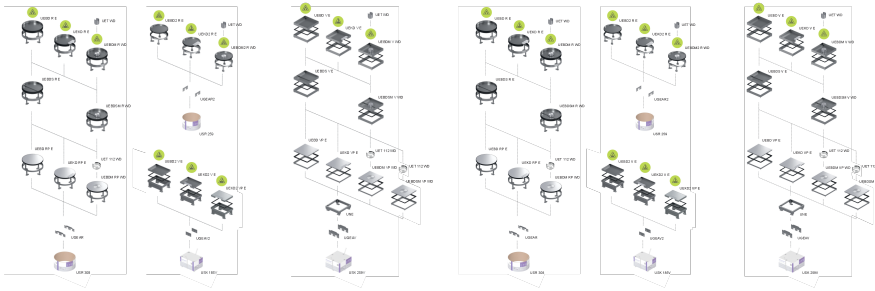
H: height
H_{min}: minimum installation height
B: width
L: length
E: fitting dimension
P_{max}: maximum load
IP_n: IP protection level in unused condition
T: Depth of flooring recess
mounting box: maximum number of installable device casings
W: Weight per storage unit

DETAIL AND APPLICATION IMAGES



Page 2





OPTIONAL ACCESSORIES

UEBDE V, UNE



wet maintained



dry maintained



Load requirements according to, DIN EN 50085

