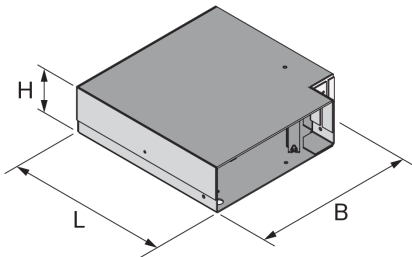


UBEBMBA

Outside bend



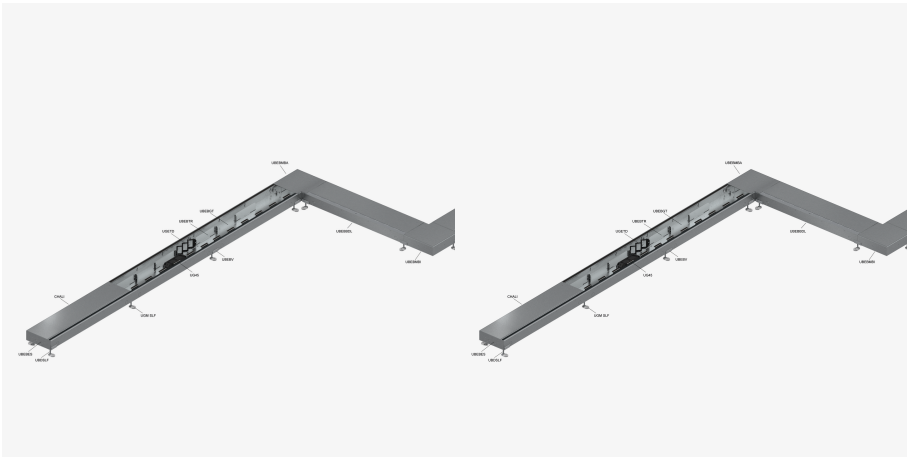
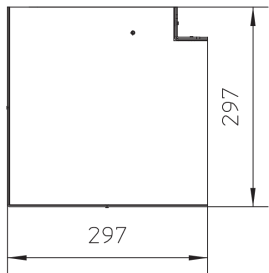
The range of screed-flush brush ducts also includes outside bends UBEBMBA. These products are used as connectors between two duct sections. Their angular shape allows cables to even be laid even at an external angle of 90 degrees. These components are made of sendzimir hot-dip galvanised sheet steel in accordance with DIN EN 10346 and are 297 mm across.

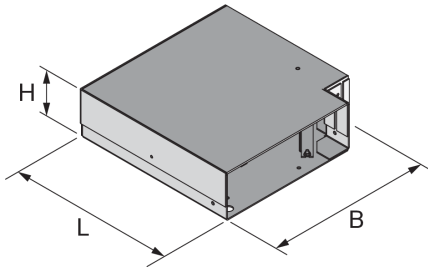
steel, continuously hot galvanized/Sendzimir process

Products	H	N	B	L	W
UBEBMBA 85-25S	85 mm	0-25 mm	297 mm	297 mm	5,550 kg

H: height
N: levelling range
B: width
L: length
W: Weight per storage unit

DETAIL AND APPLICATION IMAGES





OPTIONAL ACCESSORIES

CHALI



Load requirements according to, DIN EN 50085

