

KDU 40

Bracket support, 40x30 mm

The bracket holder KDU 40 with welded-on top plate (material thickness t) is easy to use as a construction profile due to its continuous, three-sided perforation. It consists of a U profile 40 x 30 mm. A support piece must be used if the bracket is 400 mm long or if the bracket is being mounted in the end zone of the ceiling strut. If no support piece is used, the permissible loads must be reduced by 30%. We provide components in various materials and surface finishes to ensure that the corrosion requirements are met for all sorts of applications. FD/P: Factor for calculating the dowel load FD with actual console load P. The permissible loads are achieved using a support piece.

steel, galvanic zinc plated

Products	L	H _p	B _p	t	W
KDU 40-02GV	200 mm	30 mm	40 mm	4,00 mm	0,360 kg
KDU 40-03GV	300 mm	30 mm	40 mm	4,00 mm	0,470 kg
KDU 40-04GV	400 mm	30 mm	40 mm	4,00 mm	0,580 kg
KDU 40-05GV	500 mm	30 mm	40 mm	4,00 mm	0,680 kg
KDU 40-06GV	600 mm	30 mm	40 mm	4,00 mm	0,800 kg
KDU 40-07GV	700 mm	30 mm	40 mm	4,00 mm	0,920 kg
KDU 40-08GV	800 mm	30 mm	40 mm	4,00 mm	1,030 kg
KDU 40-09GV	900 mm	30 mm	40 mm	4,00 mm	1,140 kg
KDU 40-10GV	1000 mm	30 mm	40 mm	4,00 mm	1,250 kg
KDU 40-11GV	1100 mm	30 mm	40 mm	4,00 mm	1,360 kg
KDU 40-12GV	1200 mm	30 mm	40 mm	4,00 mm	1,480 kg
KDU 40-13GV	1300 mm	30 mm	40 mm	4,00 mm	1,590 kg
KDU 40-14GV	1400 mm	30 mm	40 mm	4,00 mm	1,700 kg
KDU 40-15GV	1500 mm	30 mm	40 mm	4,00 mm	1,810 kg

steel, batch/hot-dip galvanized

Products	L	H _p	B _p	t	W
KDU 40-02F	200 mm	30 mm	40 mm	4,00 mm	0,380 kg
KDU 40-03F	300 mm	30 mm	40 mm	4,00 mm	0,500 kg



PRODUCT INFORMATION

Products	L	H _p	B _p	t	W
KDU 40-04F	400 mm	30 mm	40 mm	4,00 mm	0,620 kg
KDU 40-05F	500 mm	30 mm	40 mm	4,00 mm	0,730 kg
KDU 40-06F	600 mm	30 mm	40 mm	4,00 mm	0,860 kg
KDU 40-07F	700 mm	30 mm	40 mm	4,00 mm	0,980 kg
KDU 40-08F	800 mm	30 mm	40 mm	4,00 mm	1,100 kg
KDU 40-09F	900 mm	30 mm	40 mm	4,00 mm	1,220 kg
KDU 40-10F	1000 mm	30 mm	40 mm	4,00 mm	1,340 kg
KDU 40-11F	1100 mm	30 mm	40 mm	4,00 mm	1,460 kg
KDU 40-12F	1200 mm	30 mm	40 mm	4,00 mm	1,580 kg
KDU 40-13F	1300 mm	30 mm	40 mm	4,00 mm	1,700 kg
KDU 40-14F	1400 mm	30 mm	40 mm	4,00 mm	1,820 kg
KDU 40-15F	1500 mm	30 mm	40 mm	4,00 mm	1,940 kg

Stainless steel, according to ASTM 304 / BS 304 S 3

Products	L	H _p	B _p	t	W
KDU 40-02E	200 mm	30 mm	40 mm	4,00 mm	0,360 kg
KDU 40-03E	300 mm	30 mm	40 mm	4,00 mm	0,470 kg
KDU 40-04E	400 mm	30 mm	40 mm	4,00 mm	0,600 kg
KDU 40-05E	500 mm	30 mm	40 mm	4,00 mm	0,700 kg
KDU 40-06E	600 mm	30 mm	40 mm	4,00 mm	0,810 kg
KDU 40-07E	700 mm	30 mm	40 mm	4,00 mm	0,920 kg
KDU 40-08E	800 mm	30 mm	40 mm	4,00 mm	1,030 kg
KDU 40-09E	900 mm	30 mm	40 mm	4,00 mm	1,150 kg
KDU 40-10E	1000 mm	30 mm	40 mm	4,00 mm	1,260 kg
KDU 40-11E	1100 mm	30 mm	40 mm	4,00 mm	1,400 kg
KDU 40-12E	1200 mm	30 mm	40 mm	4,00 mm	1,500 kg
KDU 40-13E	1300 mm	30 mm	40 mm	4,00 mm	1,600 kg
KDU 40-14E	1400 mm	30 mm	40 mm	4,00 mm	1,730 kg
KDU 40-15E	1500 mm	30 mm	40 mm	4,00 mm	1,830 kg



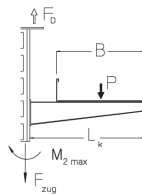
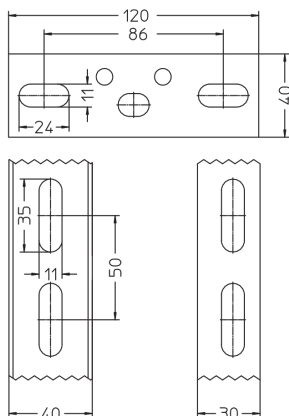
PRODUCT INFORMATION

Stainless steel, according to ASTM 316 Ti / AISI 316 L, BS 320S17 / BS 316S11

Products	L	H _p	B _p	t	W
KDU 40-02E4	200 mm	30 mm	40 mm	4,00 mm	0,360 kg
KDU 40-03E4	300 mm	30 mm	40 mm	4,00 mm	0,470 kg
KDU 40-04E4	400 mm	30 mm	40 mm	4,00 mm	0,600 kg
KDU 40-05E4	500 mm	30 mm	40 mm	4,00 mm	0,700 kg
KDU 40-06E4	600 mm	30 mm	40 mm	4,00 mm	0,820 kg
KDU 40-07E4	700 mm	30 mm	40 mm	4,00 mm	0,930 kg
KDU 40-08E4	800 mm	30 mm	40 mm	4,00 mm	1,030 kg
KDU 40-09E4	900 mm	30 mm	40 mm	4,00 mm	1,160 kg
KDU 40-10E4	1000 mm	30 mm	40 mm	4,00 mm	1,260 kg
KDU 40-11E4	1100 mm	30 mm	40 mm	4,00 mm	1,400 kg
KDU 40-12E4	1200 mm	30 mm	40 mm	4,00 mm	1,500 kg
KDU 40-13E4	1300 mm	30 mm	40 mm	4,00 mm	1,610 kg
KDU 40-14E4	1400 mm	30 mm	40 mm	4,00 mm	1,730 kg
KDU 40-15E4	1500 mm	30 mm	40 mm	4,00 mm	1,840 kg

L: length
H_p: profile height
B_p: profile width
t: material thickness
W: Weight per storage unit

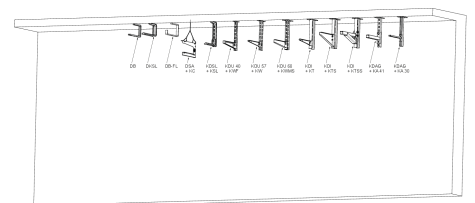
DETAIL AND APPLICATION IMAGES



$$M_{2 \max} = 380 \text{ Nm}$$

$$F_{\text{zug}} = 10 \text{ kN}$$

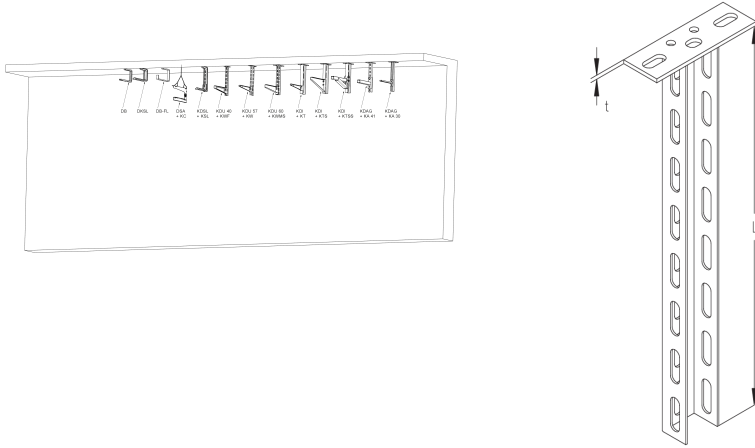
B	L _k	P _{max}	F _D /P
mm	mm	kN	
100	120	4,3	1,6
200	220	2,7	2,1
300	320	2,0	2,7
400	420	1,5	3,3



Page 3



PRODUCT INFORMATION



OPTIONAL ACCESSORIES

KWF, KW, KHU 40, KHUV 40, KHUSS 40, SU 40, SD, SAZ

