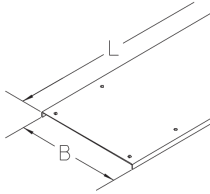


## BKDR

### Floor duct cover with turning bolts



The BKDR floor duct cover is placed on top of the floor duct and protects cables and supply lines from flying sparks and other mechanical influences. It is 100 to 600 mm wide corresponding to the floor duct and 1000, 1500 or 3000 mm long. The floor duct cover is made of sendzimir hot-dip galvanized steel and is not embossed. With a maximum compartment size of 200 mm, we guarantee a tested load capacity of 5.00 kN according to EN 50085-2-2. The covers are placed on top of the floor duct. They come with pre-assembled turning bolts.



steel, continuously hot galvanized/Sendzimir process

Products	B	L	t	P <sub>max</sub>	weight
BKDR 1-10S	100 mm	1000 mm	2,00 mm	5,00 kN	2,090 kg
BKDR 1-15S	150 mm	1000 mm	2,00 mm	5,00 kN	2,870 kg
BKDR 1-20S	200 mm	1000 mm	2,00 mm	5,00 kN	3,660 kg
BKDR 1-30S	300 mm	1000 mm	2,00 mm	5,00 kN	5,230 kg
BKDR 1-40S	400 mm	1000 mm	2,00 mm	5,00 kN	6,800 kg
BKDR 1-50S	500 mm	1000 mm	2,00 mm	5,00 kN	8,370 kg
BKDR 1-60S	600 mm	1000 mm	2,00 mm	5,00 kN	9,940 kg
BKDR 1.5-10S	100 mm	1500 mm	2,00 mm	5,00 kN	3,090 kg
BKDR 1.5-15S	150 mm	1500 mm	2,00 mm	5,00 kN	4,270 kg
BKDR 1.5-20S	200 mm	1500 mm	2,00 mm	5,00 kN	5,450 kg
BKDR 1.5-30S	300 mm	1500 mm	2,00 mm	5,00 kN	7,800 kg
BKDR 1.5-40S	400 mm	1500 mm	2,00 mm	5,00 kN	10,160 kg
BKDR 1.5-50S	500 mm	1500 mm	2,00 mm	5,00 kN	12,510 kg
BKDR 1.5-60S	600 mm	1500 mm	2,00 mm	5,00 kN	14,870 kg
BKDR 10S	100 mm	3000 mm	2,00 mm	5,00 kN	6,210 kg
BKDR 15S	150 mm	3000 mm	2,00 mm	5,00 kN	8,560 kg
BKDR 20S	200 mm	3000 mm	2,00 mm	5,00 kN	10,930 kg
BKDR 30S	300 mm	3000 mm	2,00 mm	5,00 kN	15,630 kg
BKDR 40S	400 mm	3000 mm	2,00 mm	5,00 kN	20,340 kg
BKDR 50S	500 mm	3000 mm	2,00 mm	5,00 kN	25,050 kg

Page 1

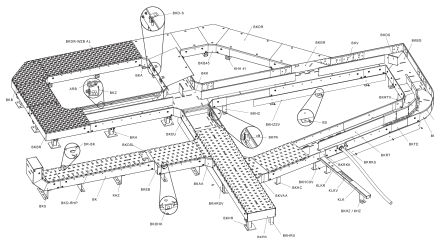
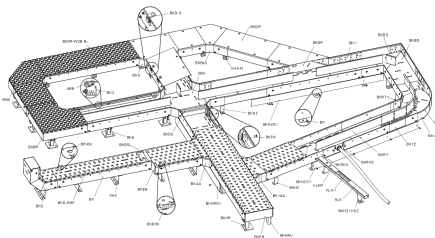
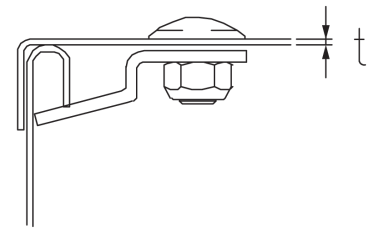
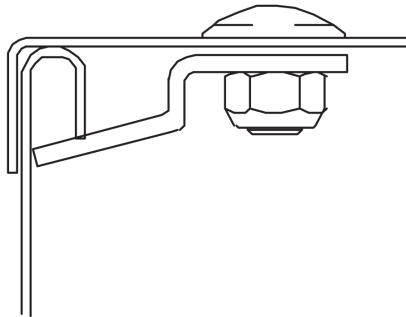
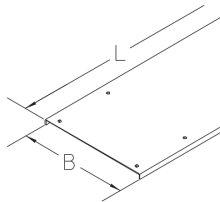


# PRODUCT INFORMATION

Products	B	L	t	P <sub>max</sub>	weight
BKDR 60S	600 mm	3000 mm	2,00 mm	5,00 kN	29,760 kg

**B:** width  
**L:** length  
**t:** material thickness  
**P<sub>max</sub>:** maximum load

## DETAIL AND APPLICATION IMAGES



## OPTIONAL ACCESSORIES

DR-BK, BKDSL, BKDU 100, BKDU 110

DIN

Load requirements according to, EN 50085-2-2

Page 2

 PohlCon

PohlCon GmbH  
Nobelstraße 51 | 12057 Berlin  
Telefon: +49 30 68283-04 | Fax: +49 30 68283-383 | [contact@pohlcon.com](mailto:contact@pohlcon.com)

