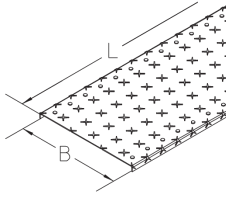


BKD-RHP

Floor duct cover with anti-slip embossing



The BKD-RHP floor duct cover is placed on top of the floor duct and protects cables and supply lines from flying sparks and other mechanical influences. It is 100 to 600 mm wide corresponding to the floor duct and 1000, 1500 or 3000 mm long. The floor duct cover is made of sendzimir hot-dip galvanized steel with slip resistance class R12. With a maximum compartment size of 200 mm, we guarantee a tested load capacity of 5.00 kN according to EN 50085-2-2. The covers are placed on top of the floor duct. Pre-embossed knock-out slugs in a grid of 50 mm for individual attachment using DR-BK turning bolts. Alternatively, BKDHK cover clamps can be used.



steel, continously hot galvanized/Sendzimir process

Products	B	L	t	P _{max}	W
BKD-RHP 1-10S	100 mm	1000 mm	2,00 mm	5,00 kN	2,010 kg
BKD-RHP 1-15S	150 mm	1000 mm	2,00 mm	5,00 kN	2,790 kg
BKD-RHP 1-20S	200 mm	1000 mm	2,00 mm	5,00 kN	3,580 kg
BKD-RHP 1-30S	300 mm	1000 mm	2,00 mm	5,00 kN	5,150 kg
BKD-RHP 1-40S	400 mm	1000 mm	2,00 mm	5,00 kN	6,720 kg
BKD-RHP 1-50S	500 mm	1000 mm	2,00 mm	5,00 kN	8,290 kg
BKD-RHP 1-60S	600 mm	1000 mm	2,00 mm	5,00 kN	9,860 kg
BKD-RHP 1.5-10S	100 mm	1500 mm	2,00 mm	5,00 kN	3,010 kg
BKD-RHP 1.5-15S	150 mm	1500 mm	2,00 mm	5,00 kN	4,190 kg
BKD-RHP 1.5-20S	200 mm	1500 mm	2,00 mm	5,00 kN	5,370 kg
BKD-RHP 1.5-30S	300 mm	1500 mm	2,00 mm	5,00 kN	7,720 kg
BKD-RHP 1.5-40S	400 mm	1500 mm	2,00 mm	5,00 kN	10,080 kg
BKD-RHP 1.5-50S	500 mm	1500 mm	2,00 mm	5,00 kN	12,430 kg
BKD-RHP 1.5-60S	600 mm	1500 mm	2,00 mm	5,00 kN	14,790 kg
BKD-RHP 10S	100 mm	3000 mm	2,00 mm	5,00 kN	6,030 kg
BKD-RHP 15S	150 mm	3000 mm	2,00 mm	5,00 kN	8,380 kg
BKD-RHP 20S	200 mm	3000 mm	2,00 mm	5,00 kN	10,740 kg
BKD-RHP 30S	300 mm	3000 mm	2,00 mm	5,00 kN	15,450 kg
BKD-RHP 40S	400 mm	3000 mm	2,00 mm	5,00 kN	20,160 kg

Page 1

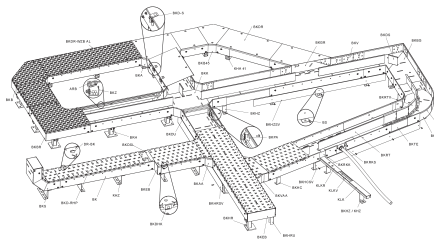
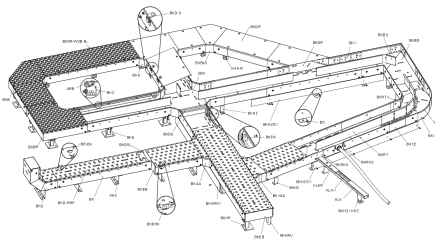
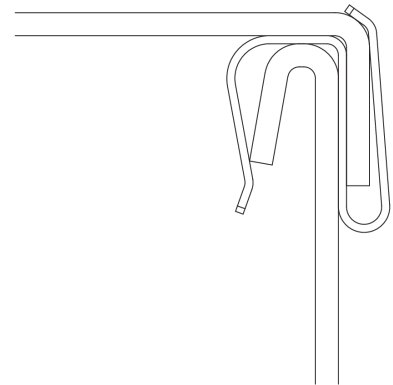
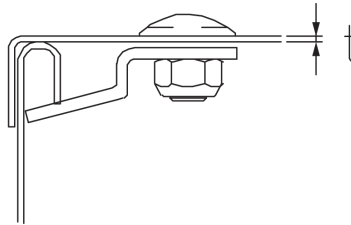
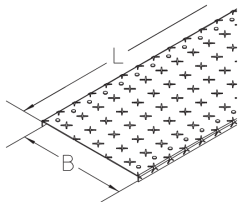


PRODUCT INFORMATION

Products	B	L	t	P_{\max}	W
BKD-RHP 50S	500 mm	3000 mm	2,00 mm	5,00 kN	24,870 kg
BKD-RHP 60S	600 mm	3000 mm	2,00 mm	5,00 kN	29,580 kg

B: width
L: length
t: material thickness
 P_{\max} : maximum load
W: Weight per storage unit

DETAIL AND APPLICATION IMAGES



OPTIONAL ACCESSORIES

BKD-S, DR-BK, BKDHK, BKDH, BKDSL, BKDU 100, BKDU 110

DIN

Page 2

 PohlCon

PohlCon GmbH
Nobelstraße 51 | 12057 Berlin
Telefon: +49 30 68283-04 | Fax: +49 30 68283-383 | contact@pohlcon.com



Load requirements according to, EN 50085-2-2

