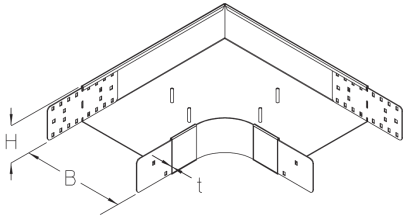


## BKBR 100

Floor duct bend with radius, height = 100 mm



The floor duct bend BKBR 100 with integrated connectors and a radius of 95 mm allows the direction of cable routing to be changed horizontally by 90°. It is 100 mm high and 100 to 600 mm wide. It is made of sendzimir hot-dip galvanized steel. To dissipate vertical live loads, one separating strip must be installed in the floor duct for widths  $\geq 300$  mm and two separating strips for widths  $\geq 500$  mm. The bend is pushed into the floor ducts and then bolted in place.

steel, continuously hot galvanized/Sendzimir process

Products	H	B	R	t			weight
BKBR 100-10S	100 mm	100 mm	95 mm	2,00 mm	90 °	HORIZONTAL	3,500 kg
incl.:							
6 × KLR, 2 × BKV 100S							
BKBR 100-15S	100 mm	150 mm	95 mm	2,00 mm	90 °	HORIZONTAL	4,130 kg
incl.:							
6 × KLR, 2 × BKV 100S							
BKBR 100-20S	100 mm	200 mm	95 mm	2,00 mm	90 °	HORIZONTAL	4,870 kg
incl.:							
6 × KLR, 2 × BKV 100S							
BKBR 100-30S	100 mm	300 mm	95 mm	2,00 mm	90 °	HORIZONTAL	6,530 kg
incl.:							
6 × KLR, 2 × BKV 100S							
BKBR 100-40S	100 mm	400 mm	95 mm	2,00 mm	90 °	HORIZONTAL	8,510 kg
incl.:							
6 × KLR, 2 × BKV 100S							
BKBR 100-50S	100 mm	500 mm	95 mm	2,00 mm	90 °	HORIZONTAL	10,800 kg
incl.:							
6 × KLR, 2 × BKV 100S							
BKBR 100-60S	100 mm	600 mm	95 mm	2,00 mm	90 °	HORIZONTAL	13,410 kg
incl.:							
6 × KLR, 2 × BKV 100S							

Page 1

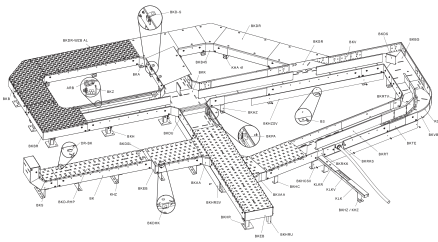
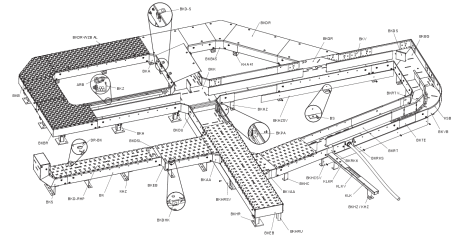
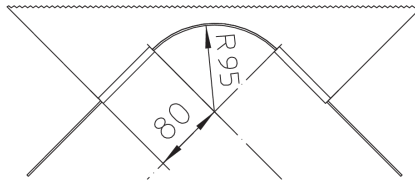
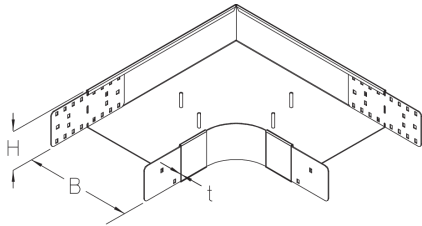


# PRODUCT INFORMATION

---

**H:** height  
**B:** width  
**R:** radius  
**t:** material thickness

## DETAIL AND APPLICATION IMAGES



## OPTIONAL ACCESSORIES

BKBRDR, BKBRDR-RHP, BKBRDR-WZB AL, BKRTV 100, BKDS 100

