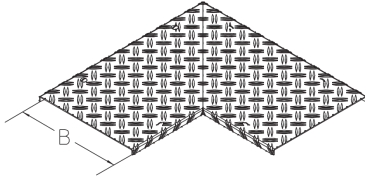


BKBGDR-WZB AL

Floor duct bend cover made of aluminium diamond plate with mitre cut



The BKBGDR-WZB AL floor duct bend cover with mitre cut is placed on top of the BKBG floor duct bend and protects cables and supply lines from flying sparks and other mechanical influences. It is 100 to 600 mm wide corresponding to the bend. The floor duct bend cover is made of aluminium diamond plate with slip resistance class R10. With a maximum compartment size of 200 mm, we guarantee a tested load capacity of 3.00 kN according to EN 50085-2-2. They come with pre-assembled turning bolts.



aluminium

Products	B	t	P _{max}		weight
BKBGDR-WZB 10AL	100 mm	2,50 mm	3,00 kN	HORIZONTAL	0,656 kg
incl.:					
1 × BKGRDR-WZB 10AL, 1 × BKGLDR-WZB 10AL					
BKBGDR-WZB 15AL	150 mm	2,50 mm	3,00 kN	HORIZONTAL	0,934 kg
incl.:					
1 × BKGLDR-WZB 15AL, 1 × BKGRDR-WZB 15AL					
BKBGDR-WZB 20AL	200 mm	2,50 mm	3,00 kN	HORIZONTAL	1,248 kg
incl.:					
1 × BKGRDR-WZB 20AL, 1 × BKGLDR-WZB 20AL					
BKBGDR-WZB 30AL	300 mm	2,50 mm	3,00 kN	HORIZONTAL	1,986 kg
incl.:					
1 × BKGRDR-WZB 30AL, 1 × BKGLDR-WZB 30AL					
BKBGDR-WZB 40AL	400 mm	2,50 mm	3,00 kN	HORIZONTAL	2,872 kg
incl.:					
1 × BKGRDR-WZB 40AL, 1 × BKGLDR-WZB 40AL					
BKBGDR-WZB 50AL	500 mm	2,50 mm	3,00 kN	HORIZONTAL	3,904 kg
incl.:					
1 × BKGRDR-WZB 50AL, 1 × BKGLDR-WZB 50AL					
BKBGDR-WZB 60AL	600 mm	2,50 mm	3,00 kN	HORIZONTAL	5,084 kg
incl.:					
1 × BKGRDR-WZB 60AL, 1 × BKGLDR-WZB 60AL					

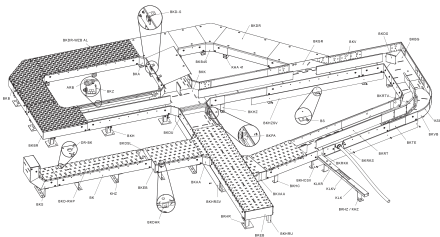
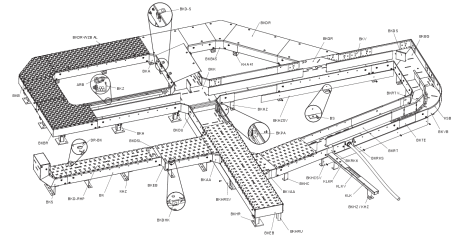
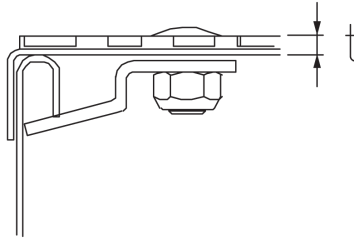
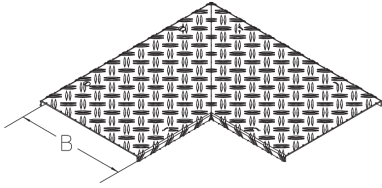
Page 1



PRODUCT INFORMATION

B: width
t: material thickness
P_{max}: maximum load

DETAIL AND APPLICATION IMAGES



OPTIONAL ACCESSORIES

DR-BK, BKDU 100, BKDU 110

DIN

Load requirements according to, EN 50085-2-2

