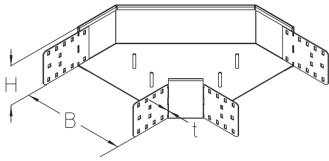


BKB 110

Floor duct bend, height = 110 mm



The floor duct bend BKB 110 with integrated connectors allows the direction of cable routing to be changed horizontally by 90°. It is 110 mm high and 100 to 600 mm wide. It is made of sendzimir hot-dip galvanized steel. To dissipate vertical live loads, one separating strip must be installed in the floor duct for widths ≥ 300 mm and two separating strips for widths ≥ 500 mm. The bend is pushed into the floor ducts and then bolted in place.

steel, continuously hot galvanized/Sendzimir process

Products	H	B	t			weight
BKB 110-10S	110 mm	100 mm	2,00 mm	90 °	HORIZONTAL	1,891 kg
incl.:						
4 × KLR						
BKB 110-15S	110 mm	150 mm	2,00 mm	90 °	HORIZONTAL	2,356 kg
incl.:						
4 × KLR						
BKB 110-20S	110 mm	200 mm	2,00 mm	90 °	HORIZONTAL	2,780 kg
incl.:						
4 × KLR						
BKB 110-30S	110 mm	300 mm	2,00 mm	90 °	HORIZONTAL	3,920 kg
incl.:						
4 × KLR						
BKB 110-40S	110 mm	400 mm	2,00 mm	90 °	HORIZONTAL	5,340 kg
incl.:						
4 × KLR						
BKB 110-50S	110 mm	500 mm	2,00 mm	90 °	HORIZONTAL	7,000 kg
incl.:						
4 × KLR						
BKB 110-60S	110 mm	600 mm	2,00 mm	90 °	HORIZONTAL	8,930 kg
incl.:						
4 × KLR						

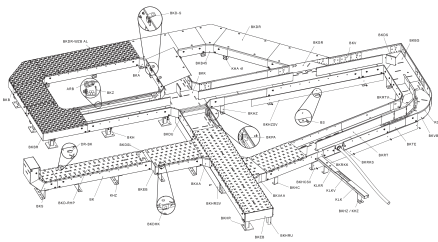
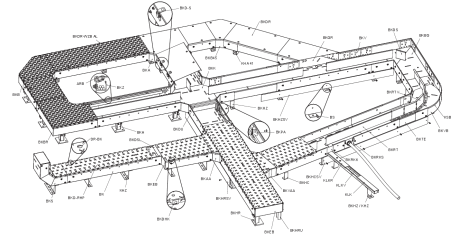
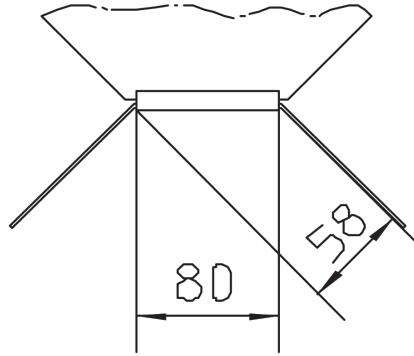
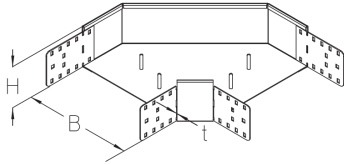
Page 1



PRODUCT INFORMATION

H: height
B: width
t: material thickness

DETAIL AND APPLICATION IMAGES



OPTIONAL ACCESSORIES

BKBDR, BKBDR-RHP, BKBDR-WZB AL, BKRTV 110, BKDS 110

